

Circuito de Estoril  
Euroformula Open  
Race - 2  
Provisional Results



Clas	Nº	Entrant	Nat	Driver	Nat	Cat	Clas	Chassis	Team	Laps	Total	Gap	Interval	Km/h	Best	Time	Km/h
1	18	Campos Racing	ESP	Marcos Siebert	AR			Dallara F312	Campos Racing	19	30:34.156			155.9	3	1:35.144	158.2
2	4	RP Motorsport	ITA	Felipe Drugovich	BRA			Dallara F312	RP Motorsport	19	30:34.432	0.276	0.276	155.9	12	1:35.302	157.9
3	10	RACE	ESP	Bent Viscaal	NLD	R	1	Dallara F312	Teo Martin	19	30:39.581	5.425	5.149	155.4	8	1:35.573	157.5
4	7	Drivex School	ESP	Jannes Fittje	DEU			Dallara F312	Drivex School	19	30:47.443	13.287	7.862	154.8	8	1:35.837	157.0
5	19	Fortec	GB	Petru Florescu	RO			Dallara F312	Fortec Motorsport	19	30:47.578	13.422	0.135	154.8	2	1:35.535	157.5
6	28	Carlin Motorsport	GB	Cameron Das	USA			Dallara F312	Carlin Motorsport	19	30:48.469	14.313	0.891	154.7	9	1:36.267	156.3
7	34	Carlin Motorsport	GB	Matheus Iorio	BRA			Dallara F312	Carlin Motorsport	19	30:49.435	15.279	0.966	154.6	10	1:36.045	156.7
8	77	RP Motorsport	ITA	Guilherme Samaia	BRA			Dallara F312	RP Motorsport	19	31:02.813	28.657	13.378	153.5	3	1:36.855	155.4
9	1	RP Motorsport	ITA	Alex Karkosik	POL			Dallara F312	RP Motorsport	19	31:03.095	28.939	0.282	153.5	12	1:36.935	155.3
10	51	RP Motorsport	ITA	Aldo Festante	ITA	R	2	Dallara F312	RP Motorsport	19	31:05.255	31.099	2.160	153.3	3	1:36.593	155.8
11	21	Fortec	GB	Calan Williams	AUS			Dallara F312	Fortec Motorsport	19	31:06.653	32.497	1.398	153.2	14	1:36.822	155.4
12	8	Drivex School	ESP	Lukas Dunner	AUT	R	3	Dallara F312	Drivex School	19	31:09.030	34.874	2.377	153.0	13	1:36.425	156.1
13	3	RP Motorsport	ITA	Michael Benyahia	MA	R	4	Dallara F312	RP Motorsport	19	31:11.349	37.193	2.319	152.8	13	1:37.260	154.7
14	32	RACE	ESP	Moritz Müller-Creppon	CHE	R	5	Dallara F312	Teo Martin	19	31:13.721	39.565	2.372	152.6	8	1:37.297	154.7
15	15	Campos Racing	ESP	Yves Baltas	USA	R	6	Dallara F312	Campos Racing	19	32:08.598	1:34.44	54.877	148.3	11	1:36.859	155.4
<b>Not classified: (Requirements: 75% of number laps of leader = 15 Laps)</b>																	
	12	Drivex School	ESP	Christian Hahn	BRA			Dallara F312	Drivex School	3	6:56.854	16 Laps	16 Laps	108.3	1	1:49.037	138.0

Fastest lap Marcos Siebert in 1:35.144 at 158.2 Km/h in lap 3

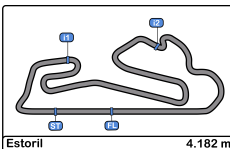
CARS 7, 8, 12 AFTER INVESTIGATION 5 SECONDS TIME PENALTY ADDED TO RACE TIME. Art.33.2 SPORTING REGULATIONS

Published at:.....

Track Temp: 20.0 °C Air Temp: 16.3 °C Humidity: 74 % Track Status: WET

Stewards:	Race Director:	Timekeeper:





**Circuito de Estoril**  
**Euroformula Open**  
**Race - 2**  
**Provisional Results by Class**



Clas	Nº	Entrant	Nat	Driver	Nat	Cat	Clas	Chassis	Team	Laps	Total	Gap	Interval	Km/h	Best	Time	Km/h
1	18	Campos Racing	ESP	Marcos Siebert	AR			Dallara F312	Campos Racing	19	<b>30:34.156</b>			155.9	3	1:35.144	158.2
2	4	RP Motorsport	ITA	Felipe Drugovich	BRA			Dallara F312	RP Motorsport	19	<b>30:34.432</b>	0.276	0.276	155.9	12	1:35.302	157.9
3	7	Drivex School	ESP	Jannes Fittje	DEU			Dallara F312	Drivex School	19	<b>30:47.443</b>	13.287	13.011	154.8	8	1:35.837	157.0
4	19	Fortec	GB	Petru Florescu	RO			Dallara F312	Fortec Motorsport	19	<b>30:47.578</b>	13.422	0.135	154.8	2	1:35.535	157.5
5	28	Carlin Motorsport	GB	Cameron Das	USA			Dallara F312	Carlin Motorsport	19	<b>30:48.469</b>	14.313	0.891	154.7	9	1:36.267	156.3
6	34	Carlin Motorsport	GB	Matheus Iorio	BRA			Dallara F312	Carlin Motorsport	19	<b>30:49.435</b>	15.279	0.966	154.6	10	1:36.045	156.7
7	77	RP Motorsport	ITA	Guilherme Samaia	BRA			Dallara F312	RP Motorsport	19	<b>31:02.813</b>	28.657	13.378	153.5	3	1:36.855	155.4
8	1	RP Motorsport	ITA	Alex Karkosik	POL			Dallara F312	RP Motorsport	19	<b>31:03.095</b>	28.939	0.282	153.5	12	1:36.935	155.3
9	21	Fortec	GB	Calan Williams	AUS			Dallara F312	Fortec Motorsport	19	<b>31:06.653</b>	32.497	3.558	153.2	14	1:36.822	155.4
<b>Not classified: (Requirements: 75% of number laps of leader = 15 Laps)</b>																	
	12	Drivex School	ESP	Christian Hahn	BRA			Dallara F312	Drivex School	3	<b>6:56.854</b>	16 Laps	16 Laps	108.3	1	1:49.037	138.0
<b>Rookie</b>																	
1	10	RACE	ESP	Bent Viscaal	NLD	R	1	Dallara F312	Teo Martin	19	<b>30:39.581</b>			155.4	8	1:35.573	157.5
2	51	RP Motorsport	ITA	Aldo Festante	ITA	R	2	Dallara F312	RP Motorsport	19	<b>31:05.255</b>	31.099	25.674	153.3	3	1:36.593	155.8
3	8	Drivex School	ESP	Lukas Dunner	AUT	R	3	Dallara F312	Drivex School	19	<b>31:09.030</b>	34.874	3.775	153.0	13	1:36.425	156.1
4	3	RP Motorsport	ITA	Michael Benyahia	MA	R	4	Dallara F312	RP Motorsport	19	<b>31:11.349</b>	37.193	2.319	152.8	13	1:37.260	154.7
5	32	RACE	ESP	Moritz Müller-Creppon	CHE	R	5	Dallara F312	Teo Martin	19	<b>31:13.721</b>	39.565	2.372	152.6	8	1:37.297	154.7
6	15	Campos Racing	ESP	Yves Baltas	USA	R	6	Dallara F312	Campos Racing	19	<b>32:08.598</b>	1:34.44	54.877	148.3	11	1:36.859	155.4

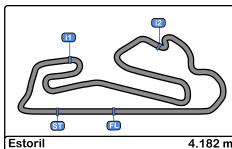
**Fastest lap Marcos Siebert in 1:35.144 at 158.2 Km/h in lap 3**

Published at:.....

Track Temp: **20.0 °C**    Air Temp: **16.3 °C**    Humidity: **74 %**    Track Status: **WET**

<b>Stewards:</b>	<b>Race Director:</b>	<b>Timekeeper:</b>





Circuito de Estoril

Euroformula Open

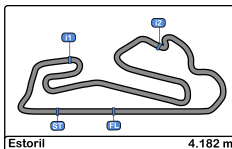
Race - 2

Provisional Classification by Driver Fastest Lap



Clas	Nº	Entrant	Nat	Driver	Nat	Cat	Clas	Chassis	Team	Laps	Best	Time	Gap	Interval	Km/h
1	18	Campos Racing	ESP	Marcos Siebert	ARG			Dallara F312	Campos Racing	19	3	1:35.144			158.2
2	4	RP Motorsport	ITA	Felipe Drugovich	BRA			Dallara F312	RP Motorsport	19	12	1:35.302	0.158	0.158	157.9
3	19	Fortec Motorsport	GBR	Petru Florescu	ROU			Dallara F312	Fortec Motorsport	19	2	1:35.535	0.391	0.233	157.5
4	10	RACE	ESP	Bent Viscaal	NLD	R	1	Dallara F312	Teo Martin Motorsport	19	8	1:35.573	0.429	0.038	157.5
5	7	Drivex School	ESP	Jannes Fittje	DEU			Dallara F312	Drivex School	19	8	1:35.837	0.693	0.264	157.0
6	34	Carlin Motorsport	GBR	Matheus Iorio	BRA			Dallara F312	Carlin Motorsport	19	10	1:36.045	0.901	0.208	156.7
7	28	Carlin Motorsport	GBR	Cameron Das	USA			Dallara F312	Carlin Motorsport	19	9	1:36.267	1.123	0.222	156.3
8	8	Drivex School	ESP	Lukas Dunner	AUT	R	2	Dallara F312	Drivex School	19	13	1:36.425	1.281	0.158	156.1
9	51	RP Motorsport	ITA	Aldo Festante	ITA	R	3	Dallara F312	RP Motorsport	19	3	1:36.593	1.449	0.168	155.8
10	21	Fortec Motorsport	GBR	Calan Williams	AUS			Dallara F312	Fortec Motorsport	19	14	1:36.822	1.678	0.229	155.4
11	77	RP Motorsport	ITA	Guilherme Samaia	BRA			Dallara F312	RP Motorsport	19	3	1:36.855	1.711	0.033	155.4
12	15	Campos Racing	ESP	Yves Baltas	USA	R	4	Dallara F312	Campos Racing	19	11	1:36.859	1.715	0.004	155.4
13	1	RP Motorsport	ITA	Alex Karkosik	POL			Dallara F312	RP Motorsport	19	12	1:36.935	1.791	0.076	155.3
14	3	RP Motorsport	ITA	Michael Benyahia	MAR	R	5	Dallara F312	RP Motorsport	19	13	1:37.260	2.116	0.325	154.7
15	32	RACE	ESP	Moritz Müller-Creppon	CHE	R	6	Dallara F312	Teo Martin Motorsport	19	8	1:37.297	2.153	0.037	154.7
16	12	Drivex School	ESP	Christian Hahn	BRA			Dallara F312	Drivex School	3	1	1:49.037	13.893	11.740	138.0



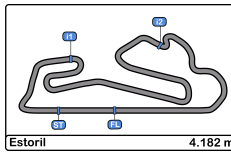


**Circuito de Estoril**  
**Euroformula Open**  
**Race - 2**  
**Distance and Speed Average**



Clas	Nº	Entrant	Nat	Driver	Nat	Cat	Clas	Chassis	Team	Laps	Distance	Total Time	Km/h
1	18	Campos Racing	ESP	Marcos Siebert	ARG			Dallara F312	Campos Racing	19	79.45	30:34.156	155.9
2	4	RP Motorsport	ITA	Felipe Drugovich	BRA			Dallara F312	RP Motorsport	19	79.45	30:34.432	155.9
3	10	RACE	ESP	Bent Viscaal	NLD	R	1	Dallara F312	Teo Martin Motorsport	19	79.45	30:39.581	155.4
4	7	Drivex School	ESP	Jannes Fittje	DEU			Dallara F312	Drivex School	19	79.45	30:47.443	154.8
5	19	Fortec Motorsport	GBR	Petru Florescu	ROU			Dallara F312	Fortec Motorsport	19	79.45	30:47.578	154.8
6	28	Carlin Motorsport	GBR	Cameron Das	USA			Dallara F312	Carlin Motorsport	19	79.45	30:48.469	154.7
7	34	Carlin Motorsport	GBR	Matheus Iorio	BRA			Dallara F312	Carlin Motorsport	19	79.45	30:49.435	154.6
8	77	RP Motorsport	ITA	Guilherme Samaia	BRA			Dallara F312	RP Motorsport	19	79.45	31:02.813	153.5
9	1	RP Motorsport	ITA	Alex Karkosik	POL			Dallara F312	RP Motorsport	19	79.45	31:03.095	153.5
10	51	RP Motorsport	ITA	Aldo Festante	ITA	R	2	Dallara F312	RP Motorsport	19	79.45	31:05.255	153.3
11	21	Fortec Motorsport	GBR	Calan Williams	AUS			Dallara F312	Fortec Motorsport	19	79.45	31:06.653	153.2
12	8	Drivex School	ESP	Lukas Dunner	AUT	R	3	Dallara F312	Drivex School	19	79.45	31:09.030	153.0
13	3	RP Motorsport	ITA	Michael Benyahia	MAR	R	4	Dallara F312	RP Motorsport	19	79.45	31:11.349	152.8
14	32	RACE	ESP	Moritz Müller-Creppon	CHE	R	5	Dallara F312	Teo Martin Motorsport	19	79.45	31:13.721	152.6
15	15	Campos Racing	ESP	Yves Baltas	USA	R	6	Dallara F312	Campos Racing	19	79.45	32:08.598	148.3
<b>Not classified: (Requirements: 75% of number laps of leader = 15)</b>													
	12	Drivex School	ESP	Christian Hahn	BRA			Dallara F312	Drivex School	3	12.54	6:56.854	108.3





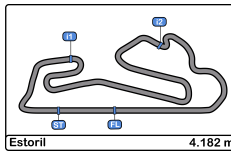
Circuito de Estoril  
Euroformula Open  
Race - 2  
Lap Analysis



Lap	D	Time	Sector 1	Sector 2	Sector 3	T. Spd	Elapsed							
1 Alex Karkosik Dallara F312								8	1:36.987	20.412	46.618	29.957	234.7	12:58.256
								9	1:36.943	20.542	46.481	29.920	236.8	14:35.199
								RP Motorsport						
								10	1:35.746	20.223	45.942	29.581	232.7	16:10.945
								11	1:35.461	20.012	45.850	29.599	229.7	17:46.406
1		1:48.588	28.888	48.915	30.785	187.8	1:48.588	12	1:35.302	19.901	45.869	29.532	230.2	19:21.708
2		1:38.966	20.662	47.888	30.416	236.8	3:27.554	13	1:35.420	19.946	45.895	29.579	230.2	20:57.128
3		1:38.434	21.182	47.156	30.096	235.2	5:05.988	14	1:35.315	19.711	45.970	29.634	231.7	22:32.443
4		1:37.664	20.746	46.692	30.226	232.2	6:43.652	15	1:35.334	19.728	46.107	29.499	232.7	24:07.777
5		1:37.670	20.597	46.853	30.220	232.7	8:21.322	16	1:35.311	19.669	46.034	29.608	233.7	25:43.088
6		1:37.646	20.558	46.943	30.145	234.7	9:58.968	17	1:36.465	19.997	46.446	30.022	234.7	27:19.553
7		1:37.083	20.143	46.755	30.185	233.2	11:36.051	18	1:36.615	20.078	46.622	29.915	236.3	28:56.168
8		1:36.970	20.256	46.674	30.040	227.8	13:13.021	19	1:38.264	21.087	47.336	29.841	229.7	30:34.432
7 Jannes Fittje Dallara F312														
								Drivex School						
								Lap D	Time	Sector 1	Sector 2	Sector 3	T. Spd	Elapsed
12		1:36.935	20.128	46.545	30.262	228.8	19:41.299	1	1:43.772	25.473	47.999	30.300	170.0	1:43.772
13		1:37.083	20.209	46.525	30.349	230.2	21:18.382	2	1:37.252	20.718	46.552	29.982	226.4	3:21.024
14		1:37.383	20.132	46.858	30.393	231.7	22:55.765	3	1:36.681	20.642	46.168	29.871	226.8	4:57.705
15		1:37.569	20.198	47.172	30.199	234.7	24:33.334	4	1:37.660	20.490	47.262	29.908	225.4	6:35.365
16		1:37.320	20.301	46.850	30.169	236.8	26:10.654	5	1:37.666	20.600	46.934	30.132	229.2	8:13.031
17		1:37.371	20.124	47.067	30.180	236.8	27:48.025	6	1:36.532	20.508	46.247	29.777	231.2	9:49.563
18		1:37.662	20.695	46.812	30.155	237.3	29:25.687	7	1:35.933	20.093	46.192	29.648	229.7	11:25.496
19		1:37.408	20.256	46.993	30.159	232.7	31:03.095	8	1:35.837	20.016	46.160	29.661	230.2	13:01.333
3 Michael Benyahia Dallara F312								9	1:35.847	20.166	46.194	29.487	230.2	14:37.180
								RP Motorsport						
								10	1:36.400	20.210	46.421	29.769	231.2	16:13.580
								11	1:37.322	20.791	46.824	29.707	230.7	17:50.902
1		1:46.855	28.035	48.276	30.544	182.4	1:46.855	12	1:36.241	19.964	46.447	29.830	231.2	19:27.143
2		1:40.143	21.913	47.615	30.615	231.7	3:26.998	13	1:36.548	20.072	46.687	29.789	230.2	21:03.691
3		1:37.919	20.700	46.933	30.286	225.4	5:04.917	14	1:36.415	20.059	46.430	29.926	230.2	22:40.106
4		1:37.942	20.336	47.137	30.469	227.3	6:42.859	15	1:36.468	20.012	46.688	29.768	229.2	24:16.574
5		1:38.033	20.762	46.860	30.411	225.9	8:20.892	16	1:36.594	20.105	46.769	29.720	229.2	25:53.168
6		1:37.890	20.492	46.854	30.544	226.8	9:58.782	17	1:36.325	20.002	46.562	29.761	229.2	27:29.493
7		1:38.249	20.704	47.250	30.295	224.0	11:37.031	18	1:36.373	19.889	46.527	29.957	228.3	29:05.866
8		1:38.023	20.350	47.026	30.647	229.7	13:15.054	19	1:41.577	19.938	46.670	34.969	228.3	30:47.443
9		1:38.291	20.539	47.179	30.573	224.0	14:53.345	8 Lukas Dunner Dallara F312						
10		1:39.757	21.991	47.403	30.363	226.8	16:33.102	Drivex School						
11		1:37.517	20.259	47.071	30.187	229.2	18:10.619	Lap D	Time	Sector 1	Sector 2	Sector 3	T. Spd	Elapsed
12		1:37.275	20.152	46.885	30.238	228.8	19:47.894	1	1:47.984	28.029	49.237	30.718	180.0	1:47.984
13		1:37.260	20.166	46.873	30.221	230.2	21:25.154	2	1:39.130	21.101	47.531	30.498	228.3	3:27.114
14		1:37.276	20.247	47.075	29.954	230.2	23:02.430	3	1:38.076	21.308	46.875	29.893	217.7	5:05.190
15		1:37.429	20.146	47.048	30.235	230.2	24:39.859	4	1:37.906	20.462	47.206	30.238	227.8	6:43.096
16		1:37.336	20.088	47.062	30.186	230.7	26:17.195	5	1:39.350	21.764	47.425	30.161	225.4	8:22.446
17		1:37.572	20.133	47.226	30.213	231.2	27:54.767	6	1:37.620	20.735	46.731	30.154	226.8	10:00.066
18		1:38.259	20.426	47.334	30.499	229.2	29:33.026	7	1:37.533	20.324	46.961	30.248	225.9	11:37.599
19		1:38.323	20.516	47.253	30.554	229.7	31:11.349	8	1:37.813	20.444	46.983	30.386	228.8	13:15.412
4 Felipe Drugovich Dallara F312								9	1:38.042	20.974	46.762	30.306	229.7	14:53.454
								RP Motorsport						
								10	1:37.330	20.665	46.750	29.915	224.5	16:30.784
								11	1:36.789	20.122	46.427	30.240	223.6	18:07.573
1		1:44.872	25.980	47.802	31.090	170.8	1:44.872	12	1:36.444	20.151	46.298	29.995	224.0	19:44.017
2		1:36.942	20.807	45.992	30.143	229.7	3:21.814	13	1:36.425	20.066	46.402	29.957	225.4	21:20.442
3		1:36.314	20.638	45.840	29.836	232.7	4:58.128	14	1:36.837	20.013	46.839	29.985	226.8	22:57.279
4		1:36.411	20.575	46.179	29.657	235.8	6:34.539	15	1:36.828	20.161	46.671	29.996	227.8	24:34.107
5		1:35.487	20.194	45.710	29.583	228.3	8:10.026	16	1:37.065	20.035	46.677	30.353	229.7	26:11.172
6		1:35.590	20.383	45.668	29.539	230.2	9:45.616	17	1:37.225	20.035	46.969	30.221	231.2	27:48.397
7		1:35.653	20.066	45.955	29.632	230.2	11:21.269	18	1:38.576	20.769	47.594	30.213	231.2	29:26.973







Circuito de Estoril  
Euroformula Open  
Race - 2  
Lap Analysis



19 1:42.057 20.500 46.610 34.947 225.4 31:09.030

10 Bent Viscaal Dallara F312

Lap	D	Time	Sector 1	Sector 2	Sector 3	T. Spd	Elapsed
1		1:44.939	26.862	47.931	30.146	173.9	1:44.939
2		1:37.271	21.032	46.517	29.722	229.7	3:22.210
3		1:36.427	20.763	46.102	29.562	232.2	4:58.637
4		1:36.824	20.481	46.731	29.612	231.2	6:35.461
5		1:36.978	20.946	46.127	29.905	229.7	8:12.439
6		1:36.045	20.479	45.869	29.697	227.8	9:48.484
7		1:36.244	20.550	45.952	29.742	226.8	11:24.728
8		1:35.573	20.138	45.864	29.571	226.8	13:00.301
9		1:36.024	20.131	46.123	29.770	228.8	14:36.325
10		1:36.650	20.306	46.510	29.834	227.8	16:12.975
11		1:37.097	21.051	46.280	29.766	231.7	17:50.072
12		1:36.132	20.170	46.028	29.934	228.3	19:26.204
13		1:36.069	20.136	46.160	29.773	227.8	21:02.273
14		1:36.018	19.967	46.150	29.901	228.8	22:38.291
15		1:36.219	20.174	46.285	29.760	228.8	24:14.510
16		1:36.005	20.093	46.192	29.720	228.8	25:50.515
17		1:36.447	20.087	46.407	29.953	228.8	27:26.962
18		1:36.093	20.043	46.175	29.875	227.3	29:03.055
19		1:36.526	20.141	46.298	30.087	228.3	30:39.581

12 Christian Hahn Dallara F312

Lap	D	Time	Sector 1	Sector 2	Sector 3	T. Spd	Elapsed
1		1:49.037	28.828	49.180	31.029	187.1	1:49.037
2		1:55.468 P	21.313	47.906	46.249	225.0	3:44.505
3		3:12.349 P	1:33.052	51.079	48.218		6:56.854

15 Yves Baltas Dallara F312

Lap	D	Time	Sector 1	Sector 2	Sector 3	T. Spd	Elapsed
1		1:49.975	30.082	49.230	30.663	184.3	1:49.975
2		1:40.208	20.748	47.805	31.655	236.8	3:30.183
3		1:38.914	20.994	47.242	30.678	226.8	5:09.097
4		1:40.009	21.064	48.170	30.775	229.2	6:49.106
5		1:38.395	20.550	47.084	30.761	231.2	8:27.501
6		1:38.415	20.664	46.938	30.813	230.2	10:05.916
7		1:38.311	20.594	47.102	30.615	229.7	11:44.227
8		1:44.442 P	20.613	46.979	36.850	229.2	13:28.669
9		2:23.904	1:07.114	46.638	30.152		15:52.573
10		1:36.925	20.320	46.375	30.230	224.5	17:29.498
11		1:36.859	20.028	46.454	30.377	225.4	19:06.357
12		1:37.586	20.062	46.982	30.542	225.4	20:43.943
13		1:37.290	20.137	46.805	30.348	226.8	22:21.233
14		1:37.303	19.949	46.859	30.495	226.8	23:58.536
15		1:37.880	20.225	47.019	30.636	227.3	25:36.416
16		1:37.233	19.966	46.926	30.341	226.4	27:13.649
17		1:37.817	20.116	46.866	30.835	226.4	28:51.466
18		1:38.443	20.434	46.987	31.022	225.9	30:29.909
19		1:38.689	20.141	47.513	31.035	226.4	32:08.598

18 Marcos Siebert Dallara F312

Campos Racing

Lap	D	Time	Sector 1	Sector 2	Sector 3	T. Spd	Elapsed
1		1:42.318	25.125	47.162	30.031	163.6	1:42.318
2		1:36.221	20.358	46.171	29.692	231.2	3:18.539
3		1:35.144	20.156	45.671	29.317	229.7	4:53.683
4		1:36.274	20.336	46.273	29.665	231.7	6:29.957
5		1:37.173	20.754	46.478	29.941	234.2	8:07.130
6		1:36.722	20.558	46.569	29.595	232.7	9:43.852
7		1:35.782	20.123	45.971	29.688	231.7	11:19.634
8		1:35.733	20.073	46.003	29.657	225.9	12:55.367
9		1:35.912	20.054	46.002	29.856	225.9	14:31.279
10		1:35.903	20.112	46.005	29.786	226.4	16:07.182
11		1:35.687	19.866	46.010	29.811	227.3	17:42.869
12		1:35.761	19.887	46.139	29.735	227.3	19:18.630
13		1:35.580	19.836	46.024	29.720	227.3	20:54.210
14		1:35.945	19.834	46.272	29.839	229.2	22:30.155
15		1:36.159	19.828	46.419	29.912	229.7	24:06.314
16		1:35.681	19.781	46.151	29.749	228.8	25:41.995
17		1:37.124	20.378	46.649	30.097	228.8	27:19.119
18		1:36.781	20.157	46.485	30.139	227.3	28:55.900
19		1:38.256	21.232	46.815	30.209	227.3	30:34.156

19 Petru Florescu Dallara F312

Fortec Motorsport

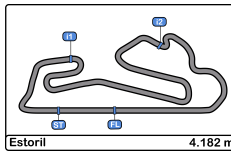
Lap	D	Time	Sector 1	Sector 2	Sector 3	T. Spd	Elapsed
1		1:41.618	24.822	46.794	30.002	165.1	1:41.618
2		1:35.535	20.275	45.751	29.509	223.6	3:17.153
3		1:35.841	20.406	45.747	29.688	225.0	4:52.994
4		1:36.543	20.657	45.973	29.913	224.0	6:29.537
5		1:37.097	20.933	46.220	29.944	223.1	8:06.634
6		1:36.538	20.769	45.937	29.832	225.0	9:43.172
7		1:37.604	20.260	47.429	29.915	224.0	11:20.776
8		1:37.189	20.459	46.718	30.012	228.8	12:57.965
9		1:37.064	20.472	46.511	30.081	227.3	14:35.029
10		1:37.672	20.678	46.806	30.188	225.0	16:12.701
11		1:39.536	21.601	47.624	30.311	227.8	17:52.237
12		1:36.984	20.217	46.630	30.137	229.7	19:29.221
13		1:36.965	20.130	46.780	30.055	228.8	21:06.186
14		1:37.251	20.100	46.758	30.393	229.2	22:43.437
15		1:36.634	20.186	46.503	29.945	228.8	24:20.071
16		1:36.985	20.057	46.942	29.986	229.2	25:57.056
17		1:36.788	19.958	46.711	30.119	229.7	27:33.844
18		1:36.864	19.958	46.731	30.175	227.8	29:10.708
19		1:36.870	20.095	46.717	30.058	228.3	30:47.578

21 Calan Williams Dallara F312

Fortec Motorsport

Lap	D	Time	Sector 1	Sector 2	Sector 3	T. Spd	Elapsed
1		1:48.397	28.290	49.175	30.932	177.6	1:48.397
2		1:39.559	21.283	47.732	30.544	229.2	3:27.956
3		1:38.218	21.018	47.200	30.000	234.7	5:06.174
4		1:37.660	20.839	46.717	30.104	232.2	6:43.834
5		1:38.045	20.711	47.372	29.962	236.3	8:21.879
6		1:37.589	20.355	46.884	30.350	232.2	9:59.468
7		1:37.930	20.444	47.113	30.373	232.7	11:37.398





**Circuito de Estoril**  
**Euroformula Open**  
**Race - 2**  
**Lap Analysis**



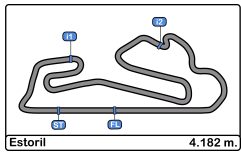
8	1:37.766	20.346	46.893	30.527	232.2	13:15.164	18	1:38.055	20.375	47.239	30.441	228.8	29:35.654
9	1:39.005	21.155	47.545	30.305	229.7	14:54.169	19	1:38.067	20.318	47.297	30.452	228.8	31:13.721
10	1:37.641	20.578	46.792	30.271	230.2	16:31.810	<b>34</b> Matheus Iorio						Dallara F312
11	1:36.957	20.223	46.739	29.995	229.2	18:08.767							Carlin Motorsport
12	1:37.568	20.275	46.612	30.681	229.7	19:46.335							
13	1:37.244	20.429	46.664	30.151	228.3	21:23.579	<b>Lap D</b>	<b>Time</b>	<b>Sector 1</b>	<b>Sector 2</b>	<b>Sector 3</b>	<b>T. Spd</b>	<b>Elapsed</b>
14	1:36.822	20.183	46.588	30.051	229.2	23:00.401	1	1:46.076	27.649	48.396	30.031	182.7	1:46.076
15	1:37.359	20.208	46.933	30.218	229.2	24:37.760	2	1:37.249	21.062	46.446	29.741	237.8	3:23.325
16	1:37.101	20.198	46.772	30.131	228.8	26:14.861	3	1:36.839	20.575	46.376	29.888	237.3	5:00.164
17	1:37.131	20.214	46.828	30.089	228.8	27:51.992	4	1:36.689	20.445	46.391	29.853	232.7	6:36.853
18	1:37.202	20.289	46.879	30.034	227.8	29:29.194	5	1:37.266	20.512	46.834	29.920	234.2	8:14.119
19	1:37.459	20.182	47.005	30.272	229.2	31:06.653	6	1:36.799	20.560	46.290	29.949	232.2	9:50.918

<b>28</b>	Cameron Das	Dallara F312											
			Carlin Motorsport										
<b>Lap D</b>	<b>Time</b>	<b>Sector 1</b>	<b>Sector 2</b>	<b>Sector 3</b>	<b>T. Spd</b>	<b>Elapsed</b>	<b>Lap D</b>	<b>Time</b>	<b>Sector 1</b>	<b>Sector 2</b>	<b>Sector 3</b>	<b>T. Spd</b>	<b>Elapsed</b>
7	1:36.589	20.099	46.406	30.084	233.2	11:27.507	7	1:36.589	20.099	46.406	30.084	233.2	11:27.507
8	1:36.586	20.505	46.177	29.904	233.7	13:04.093	8	1:36.586	20.505	46.177	29.904	233.7	13:04.093
9	1:38.403	20.209	48.494	29.700	235.2	14:42.496	9	1:38.403	20.209	48.494	29.700	235.2	14:42.496
10	1:36.045	19.902	46.103	30.040	229.2	16:18.541	10	1:36.045	19.902	46.103	30.040	229.2	16:18.541
11	1:44.906	26.276	47.977	30.653	174.4	1:44.906	11	1:44.906	26.276	47.977	30.653	174.4	1:44.906
12	1:38.050	21.515	46.790	29.745	223.6	3:22.956	12	1:38.050	21.515	46.790	29.745	223.6	3:22.956
13	1:36.579	20.641	46.266	29.672	232.2	4:59.535	13	1:36.579	20.641	46.266	29.672	232.2	4:59.535
14	1:36.825	20.469	46.589	29.767	231.2	6:36.360	14	1:36.825	20.469	46.589	29.767	231.2	6:36.360
15	1:36.938	20.582	46.339	30.017	231.7	8:13.298	15	1:36.938	20.582	46.339	30.017	231.7	8:13.298
16	1:36.972	20.845	46.431	29.696	238.4	9:50.270	16	1:36.972	20.845	46.431	29.696	238.4	9:50.270
17	1:36.672	20.326	46.363	29.983	233.2	11:26.942	17	1:36.672	20.326	46.363	29.983	233.2	11:26.942
18	1:36.644	20.638	46.186	29.820	229.7	13:03.586	18	1:36.644	20.638	46.186	29.820	229.7	13:03.586
19	1:36.267	20.284	46.199	29.784	229.7	14:39.853	19	1:36.267	20.284	46.199	29.784	229.7	14:39.853
10	1:36.748	20.359	46.326	30.063	229.2	16:16.601	<b>51</b> Aldo Festante						Dallara F312
11	1:37.018	20.511	46.519	29.988	228.3	17:53.619							RP Motorsport
12	1:36.778	20.142	46.446	30.190	230.7	19:30.397							
13	1:37.029	20.258	46.583	30.188	231.7	21:07.426	<b>Lap D</b>	<b>Time</b>	<b>Sector 1</b>	<b>Sector 2</b>	<b>Sector 3</b>	<b>T. Spd</b>	<b>Elapsed</b>
14	1:36.958	20.207	46.491	30.260	231.2	22:44.384	1	1:47.158	27.312	49.465	30.381	175.0	1:47.158
15	1:36.831	19.952	46.706	30.173	233.2	24:21.215	2	1:38.744	21.461	47.169	30.114	233.7	3:25.902
16	1:36.666	19.929	46.665	30.072	232.7	25:57.881	3	1:36.593	20.214	46.463	29.916	230.2	5:02.495
17	1:36.783	20.043	46.790	29.950	233.7	27:34.664	4	1:37.507	20.422	46.523	30.562	230.2	6:40.002
18	1:36.750	19.757	46.831	30.162	232.7	29:11.414	5	1:36.932	20.341	46.521	30.070	229.7	8:16.934
19	1:37.055	20.003	46.813	30.239	232.7	30:48.469	6	1:36.626	20.290	46.452	29.884	231.2	9:53.560

<b>32</b>	Moritz Müller-Creppon	Dallara F312											
			Teo Martin Motorsport										
<b>Lap D</b>	<b>Time</b>	<b>Sector 1</b>	<b>Sector 2</b>	<b>Sector 3</b>	<b>T. Spd</b>	<b>Elapsed</b>	<b>Lap D</b>	<b>Time</b>	<b>Sector 1</b>	<b>Sector 2</b>	<b>Sector 3</b>	<b>T. Spd</b>	<b>Elapsed</b>
7	1:36.993	20.261	46.577	30.155	231.7	11:30.553	7	1:36.993	20.261	46.577	30.155	231.7	11:30.553
8	1:37.359	20.422	46.828	30.109	233.7	13:07.912	8	1:37.359	20.422	46.828	30.109	233.7	13:07.912
9	1:37.349	20.303	46.894	30.152	234.7	14:45.261	9	1:37.349	20.303	46.894	30.152	234.7	14:45.261
10	1:37.735	20.265	46.900	30.570	234.2	16:22.996	10	1:37.735	20.265	46.900	30.570	234.2	16:22.996
11	1:37.562	20.233	46.946	30.383	231.2	18:00.558	11	1:37.562	20.233	46.946	30.383	231.2	18:00.558
12	1:38.419	20.717	47.463	30.239	233.7	19:38.977	12	1:38.419	20.717	47.463	30.239	233.7	19:38.977
13	1:37.796	20.356	47.095	30.345	233.2	21:16.773	13	1:37.796	20.356	47.095	30.345	233.2	21:16.773
14	1:38.111	20.359	47.360	30.392	236.3	22:54.884	14	1:38.111	20.359	47.360	30.392	236.3	22:54.884
15	1:37.868	20.319	47.084	30.465	235.2	24:32.752	15	1:37.868	20.319	47.084	30.465	235.2	24:32.752
16	1:37.326	20.211	47.036	30.079	233.7	26:10.078	16	1:37.326	20.211	47.036	30.079	233.7	26:10.078
17	1:37.653	20.273	46.928	30.452	234.7	27:47.731	17	1:37.653	20.273	46.928	30.452	234.7	27:47.731
18	1:39.071	21.204	47.515	30.352	231.2	29:26.802	18	1:39.071	21.204	47.515	30.352	231.2	29:26.802
19	1:38.453	20.909	47.331	30.213	230.2	31:05.255	19	1:38.453	20.909	47.331	30.213	230.2	31:05.255

			<b>77</b> Guilherme Samaia										Dallara F312
													RP Motorsport
<b>Lap D</b>	<b>Time</b>	<b>Sector 1</b>	<b>Sector 2</b>	<b>Sector 3</b>	<b>T. Spd</b>	<b>Elapsed</b>	<b>Lap D</b>	<b>Time</b>	<b>Sector 1</b>	<b>Sector 2</b>	<b>Sector 3</b>	<b>T. Spd</b>	<b>Elapsed</b>
1	1:45.815	27.227	48.291	30.297	178.8	1:45.815	1	1:45.815	27.227	48.291	30.297	178.8	1:45.815
2	1:38.479	21.211	47.248	30.020	237.3	3:24.294	2	1:38.479	21.211	47.248	30.020	237.3	3:24.294
3	1:36.855	20.338	46.542	29.975	234.7	5:01.149	3	1:36.855	20.338	46.542	29.975	234.7	5:01.149
4	1:37.301	20.345	46.818	30.138	235.2	6:38.450	4	1:37.301	20.345	46.818	30.138	235.2	6:38.450
5	1:37.078	20.322	46.516	30.240	233.7	8:15.528	5	1:37.078	20.322	46.516	30.240	233.7	8:15.528





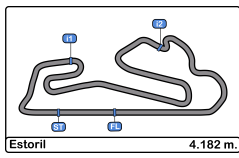
**Circuito de Estoril**  
**Euroformula Open**  
**Race - 2**  
**Lap Analysis**



6	1:36.934	20.436	<b>46.358</b>	30.140	232.7	9:52.462
7	1:37.501	20.600	46.549	30.352	233.2	11:29.963
8	1:37.432	20.536	46.799	30.097	231.7	13:07.395
9	1:37.227	20.366	46.670	30.191	231.7	14:44.622
10	1:37.176	20.439	46.654	30.083	232.7	16:21.798
11	1:38.094	20.560	47.391	30.143	231.7	17:59.892
12	1:38.288	21.089	47.028	30.171	231.2	19:38.180
13	1:38.190	20.385	47.494	30.311	231.7	21:16.370
14	1:37.867	20.363	47.292	30.212	232.2	22:54.237
15	1:37.534	20.327	46.984	30.223	232.7	24:31.771
16	1:37.369	20.389	46.816	30.164	231.2	26:09.140
17	1:37.539	<b>20.261</b>	47.017	30.261	233.2	27:46.679
18	1:37.767	20.463	47.036	30.268	231.7	29:24.446
19	1:38.367	20.921	46.942	30.504	232.2	31:02.813





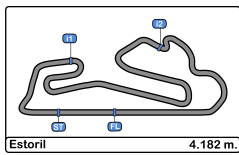


**Circuito de Estoril**  
**Euroformula Open**  
**Race - 2**  
**Analysis by Lap**



Num	Lap Time	Gap	7	1:36.681	04.711	77	1:37.078	08.894	32	1:37.546	20.913	19	1:37.672	05.519
<b>Lap 1</b>			4	1:36.314	05.134	51	1:36.932	10.300	15	1:38.311	24.593	10	1:36.650	05.793
19	1:41.618		10	1:36.427	05.643	3	1:38.033	14.258	<b>Num Lap Time Gap</b>			7	1:36.400	06.398
18	1:42.318	00.700	28	1:36.579	06.541	1	1:37.670	14.688	<b>Lap 8</b>			28	1:36.748	09.419
7	1:43.772	02.154	34	1:36.839	07.170	21	1:38.045	15.245	18	1:35.733		34	1:36.045	11.359
4	1:44.872	03.254	77	1:36.855	08.155	8	1:39.350	15.812	19	1:37.189	02.598	77	1:37.176	14.616
28	1:44.906	03.288	51	1:36.593	09.501	32	1:37.393	18.339	4	1:36.987	02.889	51	1:37.735	15.814
10	1:44.939	03.321	3	1:37.919	11.923	15	1:38.395	20.867	10	1:35.573	04.934	1	1:37.081	20.062
77	1:45.815	04.197	8	1:38.076	12.196	<b>Num Lap Time Gap</b>			7	1:35.837	05.966	8	1:37.330	23.602
34	1:46.076	04.458	1	1:38.434	12.994	<b>Lap 6</b>			28	1:36.644	08.219	21	1:37.641	24.628
3	1:46.855	05.237	21	1:38.218	13.180	19	1:36.538		34	1:36.586	08.726	3	1:39.757	25.920
51	1:47.158	05.540	15	1:38.914	16.103	18	1:36.722	00.680	77	1:37.432	12.028	32	1:38.205	26.614
8	1:47.984	06.366	32	1:38.830	16.291	4	1:35.590	02.444	51	1:37.359	12.545	15	1:36.925	1:22.316
21	1:48.397	06.779	<b>Num Lap Time Gap</b>			10	1:36.045	05.312	1	1:36.970	17.654	<b>Num Lap Time Gap</b>		
1	1:48.588	06.970	<b>Lap 4</b>			7	1:36.532	06.391	3	1:38.023	19.687	<b>Lap 11</b>		
12	1:49.037	07.419	19	1:36.543		28	1:36.972	07.098	21	1:37.766	19.797	18	1:35.687	
32	1:49.638	08.020	18	1:36.274	00.420	34	1:36.799	07.746	8	1:37.813	20.045	4	1:35.461	03.537
15	1:49.975	08.357	4	1:36.411	05.002	77	1:36.934	09.290	32	1:37.297	22.477	10	1:37.097	07.203
<b>Num Lap Time Gap</b>			7	1:37.660	05.828	51	1:36.626	10.388	15	1:44.442	33.302	7	1:37.322	08.033
<b>Lap 2</b>			10	1:36.824	05.924	3	1:37.890	15.610	<b>Num Lap Time Gap</b>			19	1:39.536	09.368
19	1:35.535		28	1:36.825	06.823	1	1:37.646	15.796	<b>Lap 9</b>			28	1:37.018	10.750
18	1:36.221	01.386	34	1:36.689	07.316	21	1:37.589	16.296	18	1:35.912		34	1:36.414	12.086
7	1:37.252	03.871	77	1:37.301	08.913	8	1:37.620	16.894	19	1:37.064	03.750	77	1:38.094	17.023
4	1:36.942	04.661	51	1:37.507	10.465	32	1:38.028	19.829	4	1:36.943	03.920	51	1:37.562	17.689
10	1:37.271	05.057	3	1:37.942	13.322	15	1:38.415	22.744	10	1:36.024	05.046	1	1:37.120	21.495
28	1:38.050	05.803	8	1:37.906	13.559	<b>Num Lap Time Gap</b>			7	1:35.847	05.901	8	1:36.789	24.704
34	1:37.249	06.172	1	1:37.664	14.115	<b>Lap 7</b>			28	1:36.267	08.574	21	1:36.957	25.898
77	1:38.479	07.141	21	1:37.660	14.297	18	1:35.782		34	1:38.403	11.217	3	1:37.517	27.750
51	1:38.744	08.749	32	1:38.295	18.043	19	1:37.604	01.142	77	1:37.227	13.343	32	1:37.786	28.713
3	1:40.143	09.845	15	1:40.009	19.569	4	1:35.653	01.635	51	1:37.349	13.982	15	1:36.859	1:23.488
8	1:39.130	09.961	12	3:12.349	1 Lap	10	1:36.244	05.094	1	1:37.142	18.884	<b>Num Lap Time Gap</b>		
1	1:38.966	10.401	<b>Num Lap Time Gap</b>			7	1:35.933	05.862	3	1:38.291	22.066	<b>Lap 12</b>		
21	1:39.559	10.803	<b>Lap 5</b>			28	1:36.672	07.308	8	1:38.042	22.175	18	1:35.761	
15	1:40.208	13.030	19	1:37.097		34	1:36.589	07.873	21	1:39.005	22.890	4	1:35.302	03.078
32	1:40.817	13.302	18	1:37.173	00.496	77	1:37.501	10.329	32	1:37.747	24.312	10	1:36.132	07.574
12	1:55.468	27.352	4	1:35.487	03.392	51	1:36.993	10.919	15	2:23.904	1:21.294	7	1:36.241	08.513
<b>Num Lap Time Gap</b>			10	1:36.978	05.805	1	1:37.083	16.417	<b>Num Lap Time Gap</b>			19	1:36.984	10.591
<b>Lap 3</b>			7	1:37.666	06.397	3	1:38.249	17.397	<b>Lap 10</b>			28	1:36.778	11.767
19	1:35.841		28	1:36.938	06.664	21	1:37.930	17.764	18	1:35.903		34	1:36.404	12.729
18	1:35.144	00.689	34	1:37.266	07.485	8	1:37.533	17.965	4	1:35.746	03.763	77	1:38.288	19.550



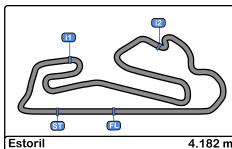


**Circuito de Estoril**  
**Euroformula Open**  
**Race - 2**  
**Analysis by Lap**



Num	Lap Time	Gap	Num	Lap Time	Gap	Num	Lap Time	Gap	Num	Lap Time	Gap			
51	1:38.419	20.347	15	1:37.303	1:28.381	7	1:36.325	10.374	51	1:38.453	31.099			
1	1:36.935	22.669	<b>Num Lap Time Gap</b>	19	1:36.788	14.725	21	1:37.459	32.497					
8	1:36.444	25.387	<b>Lap 15</b>	28	1:36.783	15.545	8	1:42.057	34.874					
21	1:37.568	27.705	18	1:36.159	34	1:37.073	16.471	3	1:38.323	37.193				
3	1:37.275	29.264	4	1:35.334	01.463	77	1:37.539	27.560	32	1:38.067	39.565			
32	1:37.887	30.839	10	1:36.219	08.196	51	1:37.653	28.612	15	1:38.689	1:34.442			
15	1:37.586	1:25.313	7	1:36.468	10.260	1	1:37.371	28.906						
<b>Num Lap Time Gap</b>	19	1:36.634	13.757	8	1:37.225	29.278								
<b>Lap 13</b>	28	1:36.831	14.901	21	1:37.131	32.873								
18	1:35.580	34	1:36.730	15.305	3	1:37.572	35.648							
4	1:35.420	02.918	77	1:37.534	25.457	32	1:37.798	38.480						
10	1:36.069	08.063	51	1:37.868	26.438	15	1:37.817	1:32.347						
7	1:36.548	09.481	1	1:37.569	27.020	<b>Num Lap Time Gap</b>								
19	1:36.965	11.976	8	1:36.828	27.793	<b>Lap 18</b>								
28	1:37.029	13.216	21	1:37.359	31.446	18	1:36.781							
34	1:36.709	13.858	3	1:37.429	33.545	4	1:36.615	00.268						
77	1:38.190	22.160	32	1:37.646	36.004	10	1:36.093	07.155						
51	1:37.796	22.563	15	1:37.880	1:30.102	7	1:36.373	09.966						
1	1:37.083	24.172	<b>Num Lap Time Gap</b>	19	1:36.864	14.808	19	1:36.864	14.808					
8	1:36.425	26.232	<b>Lap 16</b>	28	1:36.750	15.514	28	1:36.750	15.514					
21	1:37.244	29.369	18	1:35.681	34	1:36.942	16.632	34	1:36.942	16.632				
3	1:37.260	30.944	4	1:35.311	01.093	77	1:37.767	28.546	77	1:37.767	28.546			
32	1:37.545	32.804	10	1:36.005	08.520	1	1:37.662	29.787	1	1:37.662	29.787			
15	1:37.290	1:27.023	7	1:36.594	11.173	51	1:39.071	30.902	51	1:39.071	30.902			
<b>Num Lap Time Gap</b>	19	1:36.985	15.061	8	1:38.576	31.073	8	1:38.576	31.073					
<b>Lap 14</b>	28	1:36.666	15.886	21	1:37.202	33.294	21	1:37.202	33.294					
18	1:35.945	34	1:36.898	16.522	3	1:38.259	37.126	3	1:38.259	37.126				
4	1:35.315	02.288	77	1:37.369	27.145	32	1:38.055	39.754	32	1:38.055	39.754			
10	1:36.018	08.136	51	1:37.326	28.083	15	1:38.443	1:34.009	15	1:38.443	1:34.009			
7	1:36.415	09.951	1	1:37.320	28.659	<b>Num Lap Time Gap</b>								
19	1:37.251	13.282	8	1:37.065	29.177	<b>Lap 19</b>								
28	1:36.958	14.229	21	1:37.101	32.866	18	1:38.256							
34	1:36.821	14.734	3	1:37.336	35.200	4	1:38.264	00.276						
77	1:37.867	24.082	32	1:37.483	37.806	10	1:36.526	05.425						
51	1:38.111	24.729	15	1:37.233	1:31.654	7	1:41.577	13.287						
1	1:37.383	25.610	<b>Num Lap Time Gap</b>	19	1:36.870	13.422	19	1:36.870	13.422					
8	1:36.837	27.124	<b>Lap 17</b>	28	1:37.055	14.313	28	1:37.055	14.313					
21	1:36.822	30.246	18	1:37.124	34	1:36.903	15.279	34	1:36.903	15.279				
3	1:37.276	32.275	4	1:36.465	00.434	77	1:38.367	28.657	77	1:38.367	28.657			
32	1:37.658	34.517	10	1:36.447	07.843	1	1:37.408	28.939	1	1:37.408	28.939			



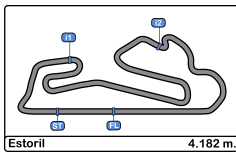


**Circuito de Estoril**  
**Euroformula Open**  
**Race - 2**  
**Best Sectors Results**



Sector - 1				Sector - 2			Sector - 3			Ideal Lap vs Best Lap					
Clas	Nº	Driver	Time	Nº	Driver	Time	Nº	Driver	Time	Clas	Nº	Driver	Ideal Lap	Best Lap	Clas
1	4	Felipe Drugovich	19.669	4	Felipe Drugovich	45.668	18	Marcos Siebert	29.317	1	18	Marcos Siebert	1:34.769	1:35.144	1
2	28	Cameron Das	19.757	18	Marcos Siebert	45.671	7	Jannes Fittje	29.487	2	4	Felipe Drugovich	1:34.836	1:35.302	2
3	18	Marcos Siebert	19.781	19	Petru Florescu	45.747	4	Felipe Drugovich	29.499	3	19	Petru Florescu	1:35.214	1:35.535	3
4	34	Matheus Iorio	19.814	10	Bent Viscaal	45.864	19	Petru Florescu	29.509	4	10	Bent Viscaal	1:35.393	1:35.573	4
5	7	Jannes Fittje	19.889	34	Matheus Iorio	46.103	10	Bent Viscaal	29.562	5	7	Jannes Fittje	1:35.536	1:35.837	5
6	15	Yves Baltas	19.949	7	Jannes Fittje	46.160	28	Cameron Das	29.672	6	28	Cameron Das	1:35.615	1:36.267	7
7	19	Petru Florescu	19.958	28	Cameron Das	46.186	34	Matheus Iorio	29.700	7	34	Matheus Iorio	1:35.617	1:36.045	6
8	10	Bent Viscaal	19.967	8	Lukas Dunner	46.298	51	Aldo Festante	29.884	8	8	Lukas Dunner	1:36.204	1:36.425	8
9	8	Lukas Dunner	20.013	77	Guilherme Samaia	46.358	8	Lukas Dunner	29.893	9	15	Yves Baltas	1:36.476	1:36.859	12
10	3	Michael Benyahia	20.088	15	Yves Baltas	46.375	3	Michael Benyahia	29.954	10	51	Aldo Festante	1:36.547	1:36.593	9
11	1	Alex Karkosik	20.124	51	Aldo Festante	46.452	21	Calan Williams	29.962	11	77	Guilherme Samaia	1:36.594	1:36.855	11
12	21	Calan Williams	20.182	32	Moritz Müller-Creppon	46.506	77	Guilherme Samaia	29.975	12	1	Alex Karkosik	1:36.642	1:36.935	13
13	51	Aldo Festante	20.211	1	Alex Karkosik	46.525	1	Alex Karkosik	29.993	13	21	Calan Williams	1:36.732	1:36.822	10
14	77	Guilherme Samaia	20.261	21	Calan Williams	46.588	15	Yves Baltas	30.152	14	3	Michael Benyahia	1:36.896	1:37.260	14
15	32	Moritz Müller-Creppon	20.276	3	Michael Benyahia	46.854	32	Moritz Müller-Creppon	30.158	15	32	Moritz Müller-Creppon	1:36.940	1:37.297	15
16	12	Christian Hahn	21.313	12	Christian Hahn	47.906	12	Christian Hahn	31.029	16	12	Christian Hahn	1:40.248	1:49.037	16



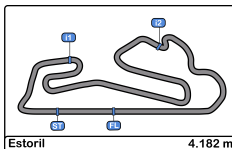


Circuito de Estoril  
 Euroformula Open  
 Race - 2  
 Leader Sequence



Nº	Entrant	Nat	Driver	Nat	Cat	Chassis	Team	Start Lap	End Lap	Laps	Total Laps
19	Fortec Motorsport	GBR	Petru Florescu	ROU		Dallara F312	Fortec Motorsport	1	6	6	6
18	Campos Racing	ESP	Marcos Siebert	ARG		Dallara F312	Campos Racing	7	19	13	13





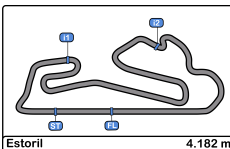
**Circuito de Estoril**  
**Euroformula Open**  
**Race - 2**  
**Best 5 Lap Times**



Cls	Nº	Entrant	Nat	Driver	Nat	Cat	Cls	Chassis	Team	Best 1		Best 2		Best 3		Best 4		Best 5	
										Time	Lap	Time	Lap	Time	Lap	Time	Lap	Time	Lap
1	18	Campos Racing	ESP	Marcos Siebert	ARG			Dallara F312	Campos Racing	<b>1:35.144</b>	3	1:35.580	13	1:35.681	16	1:35.687	11	1:35.733	8
2	4	RP Motorsport	ITA	Felipe Drugovich	BRA			Dallara F312	RP Motorsport	<b>1:35.302</b>	12	1:35.311	16	1:35.315	14	1:35.334	15	1:35.420	13
3	19	Fortec Motorsport	GBR	Petru Florescu	ROU			Dallara F312	Fortec Motorsport	<b>1:35.535</b>	2	1:35.841	3	1:36.538	6	1:36.543	4	1:36.634	15
4	10	RACE	ESP	Bent Viscaal	NLD	R	1	Dallara F312	Teo Martin Motorsport	<b>1:35.573</b>	8	1:36.005	16	1:36.018	14	1:36.024	9	1:36.045	6
5	7	Drivex School	ESP	Jannes Fittje	DEU			Dallara F312	Drivex School	<b>1:35.837</b>	8	1:35.847	9	1:35.933	7	1:36.241	12	1:36.325	17
6	34	Carlin Motorsport	GBR	Matheus Iorio	BRA			Dallara F312	Carlin Motorsport	<b>1:36.045</b>	10	1:36.404	12	1:36.414	11	1:36.586	8	1:36.589	7
7	28	Carlin Motorsport	GBR	Cameron Das	USA			Dallara F312	Carlin Motorsport	<b>1:36.267</b>	9	1:36.579	3	1:36.644	8	1:36.666	16	1:36.672	7
8	8	Drivex School	ESP	Lukas Dunner	AUT	R	2	Dallara F312	Drivex School	<b>1:36.425</b>	13	1:36.444	12	1:36.789	11	1:36.828	15	1:36.837	14
9	51	RP Motorsport	ITA	Aldo Festante	ITA	R	3	Dallara F312	RP Motorsport	<b>1:36.593</b>	3	1:36.626	6	1:36.932	5	1:36.993	7	1:37.326	16
10	21	Fortec Motorsport	GBR	Calan Williams	AUS			Dallara F312	Fortec Motorsport	<b>1:36.822</b>	14	1:36.957	11	1:37.101	16	1:37.131	17	1:37.202	18
11	77	RP Motorsport	ITA	Guilherme Samaia	BRA			Dallara F312	RP Motorsport	<b>1:36.855</b>	3	1:36.934	6	1:37.078	5	1:37.176	10	1:37.227	9
12	15	Campos Racing	ESP	Yves Baltas	USA	R	4	Dallara F312	Campos Racing	<b>1:36.859</b>	11	1:36.925	10	1:37.233	16	1:37.290	13	1:37.303	14
13	1	RP Motorsport	ITA	Alex Karkosik	POL			Dallara F312	RP Motorsport	<b>1:36.935</b>	12	1:36.970	8	1:37.081	10	1:37.083	7	1:37.083	13
14	3	RP Motorsport	ITA	Michael Benyahia	MAR	R	5	Dallara F312	RP Motorsport	<b>1:37.260</b>	13	1:37.275	12	1:37.276	14	1:37.336	16	1:37.429	15
15	32	RACE	ESP	Moritz Müller-Creppon	CHE	R	6	Dallara F312	Teo Martin Motorsport	<b>1:37.297</b>	8	1:37.393	5	1:37.483	16	1:37.545	13	1:37.546	7
16	12	Drivex School	ESP	Christian Hahn	BRA			Dallara F312	Drivex School	<b>1:49.037</b>	1	1:55.468	2	3:12.349	3				





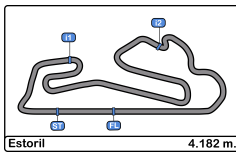


Circuito de Estoril  
Euroformula Open  
Race - 2  
Best 5 Top Speeds



Cls	Nº	Entrant	Nat	Driver	Nat	Cat	Cls	Chassis	Team	Top 1		Top 2		Top 3		Top 4		Top 5		Avg
										Km/h	Lap	Km/h	Lap	Km/h	Lap	Km/h	Lap	Km/h	Lap	
1	28	Carlin Motorsport	GBR	Cameron Das	USA			Dallara F312	Carlin Motorsport	238.4	6	233.7	17	233.2	7	233.2	15	232.7	16	234.2
2	34	Carlin Motorsport	GBR	Matheus Iorio	BRA			Dallara F312	Carlin Motorsport	237.8	2	237.3	3	237.3	16	236.3	15	235.2	9	236.8
3	1	RP Motorsport	ITA	Alex Karkosik	POL			Dallara F312	RP Motorsport	237.3	18	236.8	2	236.8	16	236.8	17	235.2	3	236.6
4	77	RP Motorsport	ITA	Guilherme Samaia	BRA			Dallara F312	RP Motorsport	237.3	2	235.2	4	234.7	3	233.7	5	233.2	7	234.8
5	4	RP Motorsport	ITA	Felipe Drugovich	BRA			Dallara F312	RP Motorsport	236.8	9	236.3	18	235.8	4	234.7	8	234.7	17	235.7
6	15	Campos Racing	ESP	Yves Baltas	USA	R	1	Dallara F312	Campos Racing	236.8	2	231.2	5	230.2	6	229.7	7	229.2	4	231.4
7	21	Fortec Motorsport	GBR	Calan Williams	AUS			Dallara F312	Fortec Motorsport	236.3	5	234.7	3	232.7	7	232.2	4	232.2	6	233.6
8	51	RP Motorsport	ITA	Aldo Festante	ITA	R	2	Dallara F312	RP Motorsport	236.3	14	235.2	15	234.7	9	234.7	17	234.2	10	235.0
9	18	Campos Racing	ESP	Marcos Siebert	ARG			Dallara F312	Campos Racing	234.2	5	232.7	6	231.7	4	231.7	7	231.2	2	232.3
10	10	RACE	ESP	Bent Viscaal	NLD	R	3	Dallara F312	Teo Martin Motorsport	232.2	3	231.7	11	231.2	4	229.7	2	229.7	5	230.9
11	3	RP Motorsport	ITA	Michael Benyahia	MAR	R	4	Dallara F312	RP Motorsport	231.7	2	231.2	17	230.7	16	230.2	13	230.2	14	230.8
12	32	RACE	ESP	Moritz Müller-Creppon	CHE	R	5	Dallara F312	Teo Martin Motorsport	231.7	3	230.7	11	229.7	2	229.7	16	229.2	10	230.2
13	7	Drivex School	ESP	Jannes Fittje	DEU			Dallara F312	Drivex School	231.2	6	231.2	10	231.2	12	230.7	11	230.2	8	230.9
14	8	Drivex School	ESP	Lukas Dunner	AUT	R	6	Dallara F312	Drivex School	231.2	17	231.2	18	229.7	9	229.7	16	228.8	8	230.1
15	19	Fortec Motorsport	GBR	Petru Florescu	ROU			Dallara F312	Fortec Motorsport	229.7	12	229.7	17	229.2	14	229.2	16	228.8	8	229.3
16	12	Drivex School	ESP	Christian Hahn	BRA			Dallara F312	Drivex School	225.0	2	187.1	1							206.0



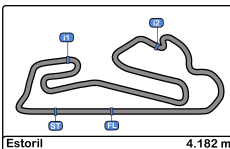


Circuito de Estoril  
Euroformula Open  
Race - 2  
Fastest Laps Sequence



Lap	Time of Day	Session Time	Nº	Entrant	Nat	Driver	Nat	Cat	Chassis	Team	Time	Km/h
2	12:17:00.509	3:17.509	19	Fortec Motorsport	GBR	Petru Florescu	ROU		Dallara F312	Fortec Motorsport	1:35.535	157.5
3	12:18:37.039	4:54.039	18	Campos Racing	ESP	Marcos Siebert	ARG		Dallara F312	Campos Racing	1:35.144	158.2



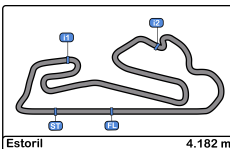


**Circuito de Estoril**  
**Euroformula Open**  
**Race - 2**  
**Event Best Maximum Speed**



Nº	Entrant	Nat	Driver	Nat	Cat	Clas	Chassis	Team	Km/h	Session
77	RP Motorsport	ITA	Guilherme Samaia	BRA			Dallara F312	RP Motorsport	238.4	Free Practice - 2
28	Carlin Motorsport	GBR	Cameron Das	USA			Dallara F312	Carlin Motorsport	238.4	Race - 2
34	Carlin Motorsport	GBR	Matheus Iorio	BRA			Dallara F312	Carlin Motorsport	237.8	Race - 2
1	RP Motorsport	ITA	Alex Karkosik	POL			Dallara F312	RP Motorsport	237.3	Race - 2
21	Fortec Motorsport	GBR	Calan Williams	AUS			Dallara F312	Fortec Motorsport	236.8	Qualifying - 1
15	Campos Racing	ESP	Yves Baltas	USA	R	1	Dallara F312	Campos Racing	236.8	Race - 2
4	RP Motorsport	ITA	Felipe Drugovich	BRA			Dallara F312	RP Motorsport	236.8	Race - 2
18	Campos Racing	ESP	Marcos Siebert	ARG			Dallara F312	Campos Racing	236.3	Free Practice - 1
51	RP Motorsport	ITA	Aldo Festante	ITA	R	2	Dallara F312	RP Motorsport	236.3	Race - 1
8	Drivex School	ESP	Lukas Dunner	AUT	R	3	Dallara F312	Drivex School	234.7	Qualifying - 1
3	RP Motorsport	ITA	Michael Benyahia	MAR	R	4	Dallara F312	RP Motorsport	234.2	Race - 1
19	Fortec Motorsport	GBR	Petru Florescu	ROU			Dallara F312	Fortec Motorsport	233.7	Race - 1
32	RACE	ESP	Moritz Müller-Creppon	CHE	R	5	Dallara F312	Teo Martin	233.2	Free Practice - 2
12	Drivex School	ESP	Christian Hahn	BRA			Dallara F312	Drivex School	232.7	Free Practice - 2
7	Drivex School	ESP	Jannes Fittje	DEU			Dallara F312	Drivex School	232.7	Free Practice - 2
10	RACE	ESP	Bent Viscaal	NLD	R	6	Dallara F312	Teo Martin	232.2	Free Practice - 1





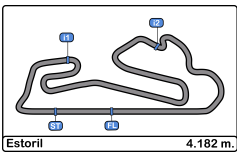
**Circuito de Estoril**  
**Euroformula Open**  
**Race - 2**  
**Lap Chart**



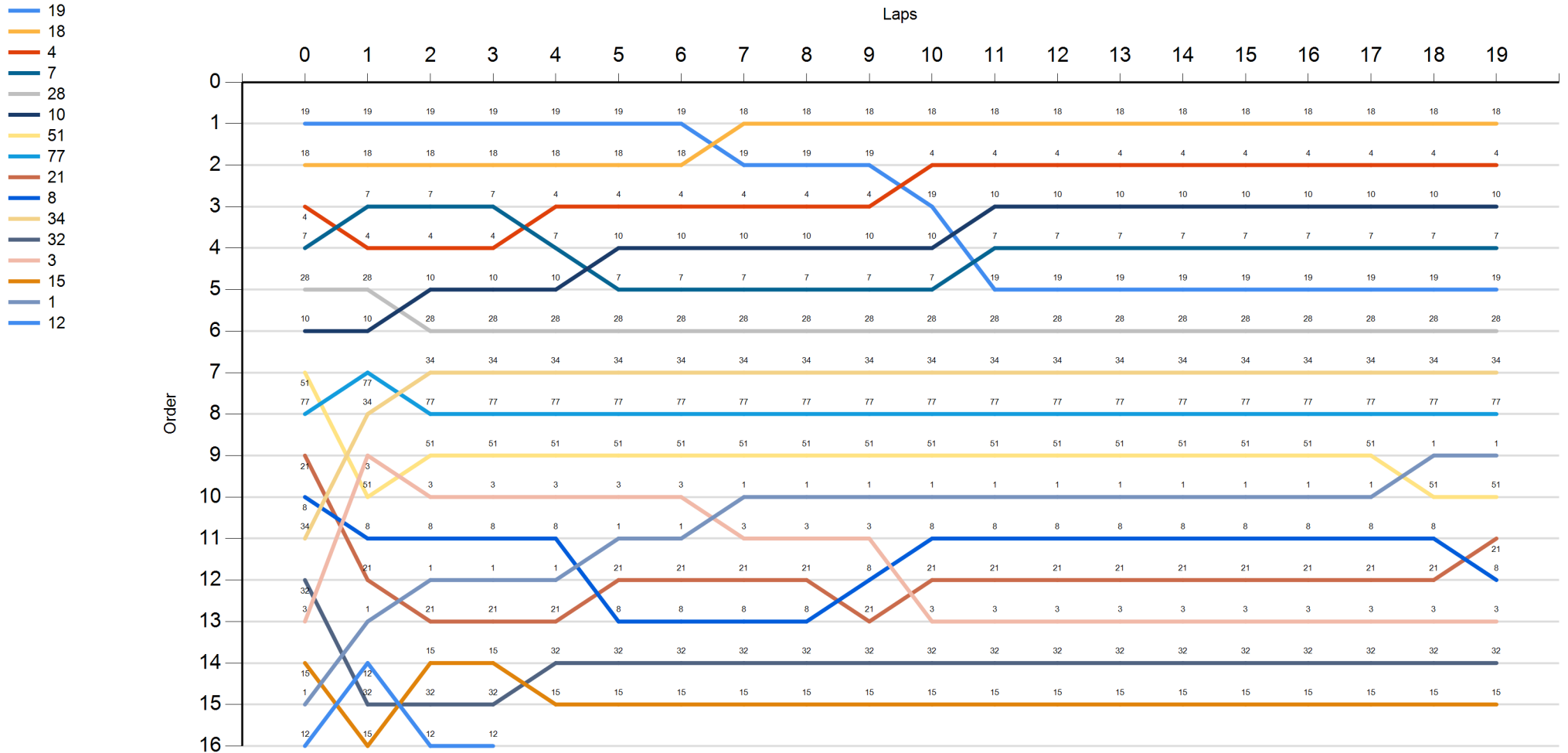
**LAP**

Nr	Pos	Gri	1	2	3	4	5	6	7	8	9	10	11	12	13	14	15	16	17	18	19
19	<b>1</b>	19	19	19	19	19	19	19	18	18	18	18	18	18	18	18	18	18	18	18	18
18	<b>2</b>	18	18	18	18	18	18	18	19	19	19	4	4	4	4	4	4	4	4	4	4
4	<b>3</b>	4	7	7	7	4	4	4	4	4	4	19	10	10	10	10	10	10	10	10	10
7	<b>4</b>	7	4	4	4	7	10	10	10	10	10	10	7	7	7	7	7	7	7	7	7
28	<b>5</b>	28	28	10	10	10	7	7	7	7	7	7	19	19	19	19	19	19	19	19	19
10	<b>6</b>	10	10	28	28	28	28	28	28	28	28	28	28	28	28	28	28	28	28	28	28
51	<b>7</b>	51	77	34	34	34	34	34	34	34	34	34	34	34	34	34	34	34	34	34	34
77	<b>8</b>	77	34	77	77	77	77	77	77	77	77	77	77	77	77	77	77	77	77	77	77
21	<b>9</b>	21	3	51	51	51	51	51	51	51	51	51	51	51	51	51	51	51	51	1	1
8	<b>10</b>	8	51	3	3	3	3	3	1	1	1	1	1	1	1	1	1	1	1	51	51
34	<b>11</b>	34	8	8	8	8	1	1	3	3	3	8	8	8	8	8	8	8	8	8	21
32	<b>12</b>	32	21	1	1	1	21	21	21	21	8	21	21	21	21	21	21	21	21	21	8
3	<b>13</b>	3	1	21	21	21	8	8	8	8	21	3	3	3	3	3	3	3	3	3	3
15	<b>14</b>	15	12	15	15	32	32	32	32	32	32	32	32	32	32	32	32	32	32	32	32
1	<b>15</b>	1	32	32	32	15	15	15	15	15	15	15	15	15	15	15	15	15	15	15	15
12	<b>16</b>	12	15	12	12																

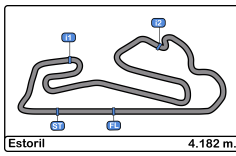




Circuito de Estoril  
Euroformula Open  
Race - 2  
Graphic Lap Chart





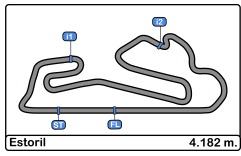


**Circuito de Estoril**  
**Euroformula Open**  
**Race - 2**  
**Pit Stop Analysis**

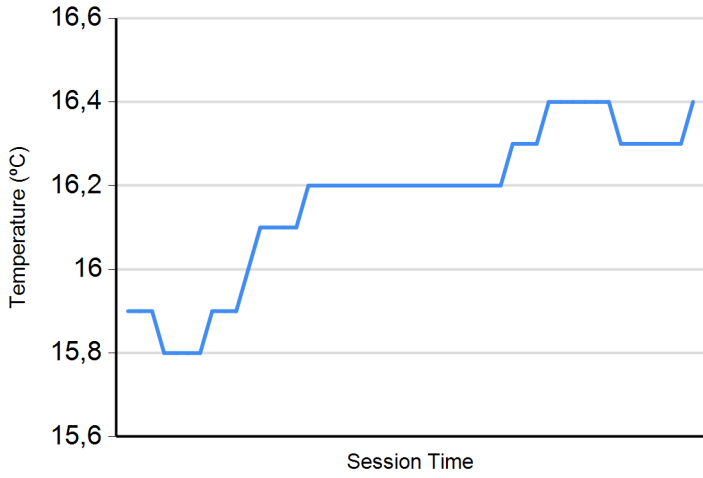


Nr.	In Day Time	Entrant	Nat	Driver	Nat	Cat	Chassis	Team	In Time	Stop N°	Pit Time	Handicap	Penalty
12	12:17:24.946	Drivex School	ESP	Christian Hahn	BRA		Dallara F312	Drivex School	3:41.590	1	1:15.600		
15	12:27:08.653	Campos Racing	ESP	Yves Baltas	USA	R	Dallara F312	Campos Racing	13:25.297	1	50.516		

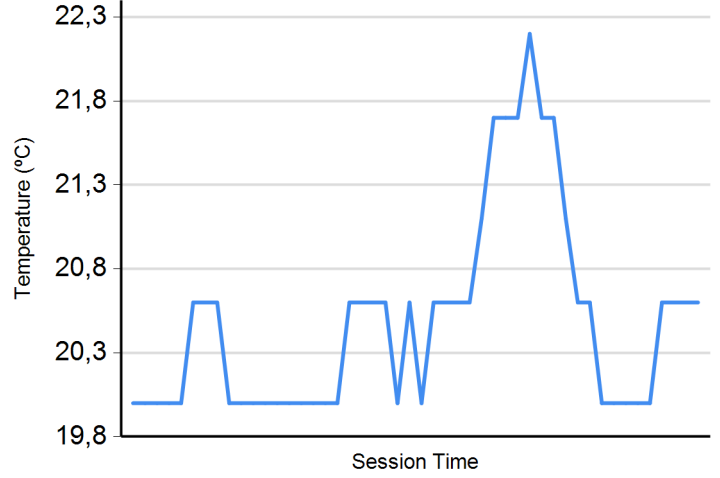




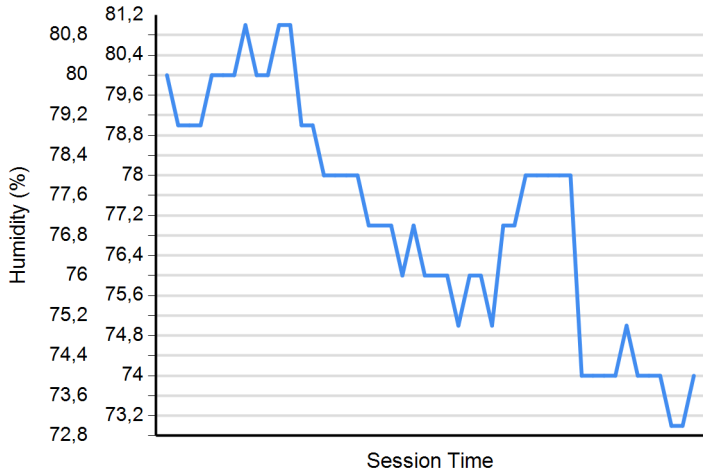
**Air Temperature**



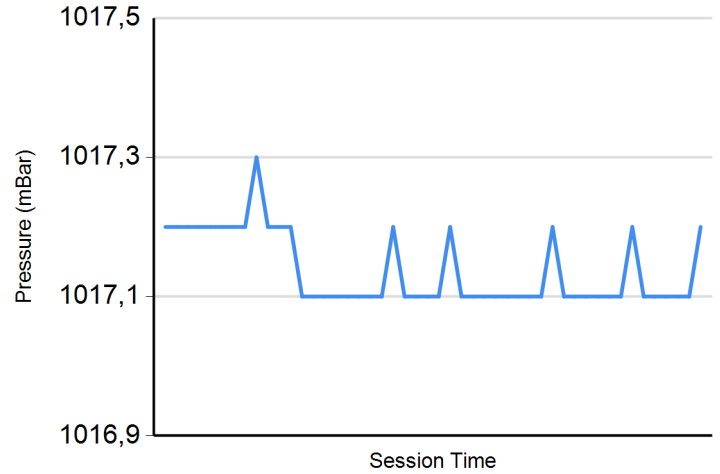
**Track Temperature**



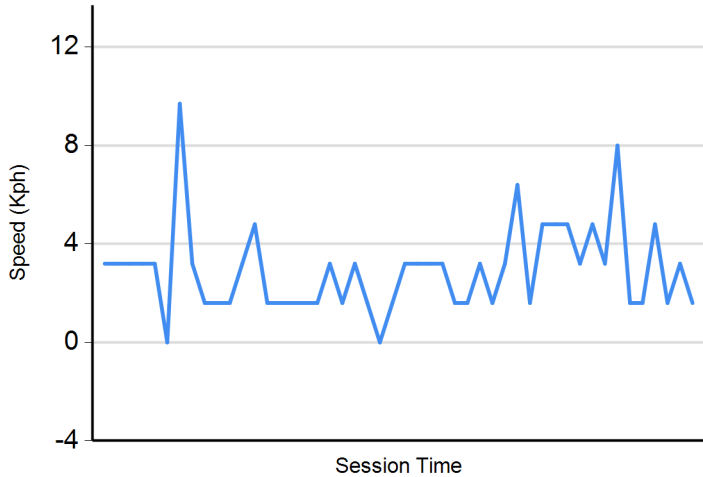
**Humidity**



**Pressure**



**Wind Speed**



**Wind direction**

North = 0°/360° Est = 90° South = 180° West = 270°

