

Circuito de Estoril
Euroformula Open
Race - 1
Provisional Results



Clas	Nº	Entrant	Nat	Driver	Nat	Cat	Clas	Chassis	Team	Laps	Total	Gap	Interval	Km/h	Best	Time	Km/h
1	4	RP Motorsport	ITA	Felipe Drugovich	BRA			Dallara F312	RP Motorsport	19	30:22.577			156.9	2	1:35.038	158.4
2	34	Carlin Motorsport	GB	Matheus Iorio	BRA			Dallara F312	Carlin Motorsport	19	30:29.267	6.690	6.690	156.3	3	1:34.975	158.5
3	28	Carlin Motorsport	GB	Cameron Das	USA			Dallara F312	Carlin Motorsport	19	30:35.457	12.880	6.190	155.8	2	1:34.890	158.6
4	18	Campos Racing	ESP	Marcos Siebert	AR			Dallara F312	Campos Racing	19	30:35.559	12.982	0.102	155.8	3	1:35.609	157.4
5	10	RACE	ESP	Bent Viscaal	NLD	R	1	Dallara F312	Teo Martin	19	30:42.571	19.994	7.012	155.2	3	1:35.072	158.3
6	8	Drivex School	ESP	Lukas Dunner	AUT	R	2	Dallara F312	Drivex School	19	30:45.789	23.212	3.218	154.9	4	1:35.856	157.0
7	77	RP Motorsport	ITA	Guilherme Samaia	BRA			Dallara F312	RP Motorsport	19	30:54.997	32.420	9.208	154.2	3	1:35.997	156.8
8	7	Drivex School	ESP	Jannes Fittje	DEU			Dallara F312	Drivex School	19	30:55.116	32.539	0.119	154.1	4	1:35.830	157.1
9	15	Campos Racing	ESP	Yves Baltas	USA	R	3	Dallara F312	Campos Racing	19	30:59.710	37.133	4.594	153.8	4	1:36.367	156.2
10	3	RP Motorsport	ITA	Michael Benyahia	MA	R	4	Dallara F312	RP Motorsport	19	31:01.935	39.358	2.225	153.6	7	1:36.684	155.7
11	51	RP Motorsport	ITA	Aldo Festante	ITA	R	5	Dallara F312	RP Motorsport	19	31:02.923	40.346	0.988	153.5	4	1:36.702	155.6
12	12	Drivex School	ESP	Christian Hahn	BRA			Dallara F312	Drivex School	19	31:03.536	40.959	0.613	153.4	5	1:36.874	155.4
13	1	RP Motorsport	ITA	Alex Karkosik	POL			Dallara F312	RP Motorsport	19	31:04.465	41.888	0.929	153.4	5	1:36.649	155.7
14	21	Fortec	GB	Calan Williams	AUS			Dallara F312	Fortec Motorsport	19	31:05.599	43.022	1.134	153.3	8	1:37.086	155.0
15	32	RACE	ESP	Moritz Müller-Creppon	CHE	R	6	Dallara F312	Teo Martin	19	31:20.661	58.084	15.062	152.1	4	1:37.511	154.3
Not classified: (Requirements: 75% of number laps of leader = 15 Laps)																	
	19	Fortec	GB	Petru Florescu	RO			Dallara F312	Fortec Motorsport	10	16:42.305	9 Laps	9 Laps	150.2	6	1:36.316	156.3

Fastest lap Cameron Das in 1:34.890 at 158.7 Km/h in lap 2

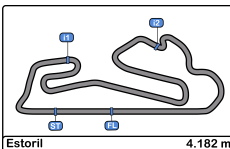
CAR 51 1 SEC PENALTY TO ADD RACE TIME TRACK LIMITS

Published at:.....

Track Temp: 34.4 °C Air Temp: 17.7 °C Humidity: 56 % Track Status: DRY

Stewards:	Race Director:	Timekeeper:





Circuito de Estoril
Euroformula Open
Race - 1
Provisional Results by Class



Clas	Nº	Entrant	Nat	Driver	Nat	Cat	Clas	Chassis	Team	Laps	Total	Gap	Interval	Km/h	Best	Time	Km/h
1	4	RP Motorsport	ITA	Felipe Drugovich	BRA			Dallara F312	RP Motorsport	19	30:22.577			156.9	2	1:35.038	158.4
2	34	Carlin Motorsport	GB	Matheus Iorio	BRA			Dallara F312	Carlin Motorsport	19	30:29.267	6.690	6.690	156.3	3	1:34.975	158.5
3	28	Carlin Motorsport	GB	Cameron Das	USA			Dallara F312	Carlin Motorsport	19	30:35.457	12.880	6.190	155.8	2	1:34.890	158.6
4	18	Campos Racing	ESP	Marcos Siebert	AR			Dallara F312	Campos Racing	19	30:35.559	12.982	0.102	155.8	3	1:35.609	157.4
5	77	RP Motorsport	ITA	Guilherme Samaia	BRA			Dallara F312	RP Motorsport	19	30:54.997	32.420	19.438	154.2	3	1:35.997	156.8
6	7	Drivex School	ESP	Jannes Fittje	DEU			Dallara F312	Drivex School	19	30:55.116	32.539	0.119	154.1	4	1:35.830	157.1
7	12	Drivex School	ESP	Christian Hahn	BRA			Dallara F312	Drivex School	19	31:03.536	40.959	8.420	153.4	5	1:36.874	155.4
8	1	RP Motorsport	ITA	Alex Karkosik	POL			Dallara F312	RP Motorsport	19	31:04.465	41.888	0.929	153.4	5	1:36.649	155.7
9	21	Fortec	GB	Calan Williams	AUS			Dallara F312	Fortec Motorsport	19	31:05.599	43.022	1.134	153.3	8	1:37.086	155.0
Not classified: (Requirements: 75% of number laps of leader = 15 Laps)																	
	19	Fortec	GB	Petru Florescu	RO			Dallara F312	Fortec Motorsport	10	16:42.305	9 Laps	9 Laps	150.2	6	1:36.316	156.3
Rookie																	
1	10	RACE	ESP	Bent Viscaal	NLD	R	1	Dallara F312	Teo Martin	19	30:42.571			155.2	3	1:35.072	158.3
2	8	Drivex School	ESP	Lukas Dunner	AUT	R	2	Dallara F312	Drivex School	19	30:45.789	23.212	3.218	154.9	4	1:35.856	157.0
3	15	Campos Racing	ESP	Yves Baltas	USA	R	3	Dallara F312	Campos Racing	19	30:59.710	37.133	13.921	153.8	4	1:36.367	156.2
4	3	RP Motorsport	ITA	Michael Benyahia	MA	R	4	Dallara F312	RP Motorsport	19	31:01.935	39.358	2.225	153.6	7	1:36.684	155.7
5	51	RP Motorsport	ITA	Aldo Festante	ITA	R	5	Dallara F312	RP Motorsport	19	31:02.923	40.346	0.988	153.5	4	1:36.702	155.6
6	32	RACE	ESP	Moritz Müller-Creppon	CHE	R	6	Dallara F312	Teo Martin	19	31:20.661	58.084	17.738	152.1	4	1:37.511	154.3

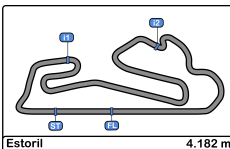
Fastest lap Cameron Das in 1:34.890 at 158.7 Km/h in lap 2

Published at:.....

Track Temp: **34.4 °C** Air Temp: **17.7 °C** Humidity: **56 %** Track Status: **DRY**

Stewards:	Race Director:	Timekeeper:





Circuito de Estoril

Euroformula Open

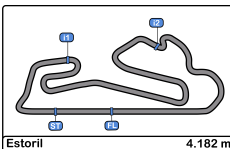
Race - 1

Provisional Classification by Driver Fastest Lap



Clas	Nº	Entrant	Nat	Driver	Nat	Cat	Clas	Chassis	Team	Laps	Best	Time	Gap	Interval	Km/h
1	28	Carlin Motorsport	GBR	Cameron Das	USA			Dallara F312	Carlin Motorsport	19	2	1:34.890			158.6
2	34	Carlin Motorsport	GBR	Matheus Iorio	BRA			Dallara F312	Carlin Motorsport	19	3	1:34.975	0.085	0.085	158.5
3	4	RP Motorsport	ITA	Felipe Drugovich	BRA			Dallara F312	RP Motorsport	19	2	1:35.038	0.148	0.063	158.4
4	10	RACE	ESP	Bent Viscaal	NLD	R	1	Dallara F312	Teo Martin Motorsport	19	3	1:35.072	0.182	0.034	158.3
5	18	Campos Racing	ESP	Marcos Siebert	ARG			Dallara F312	Campos Racing	19	3	1:35.609	0.719	0.537	157.4
6	7	Drivex School	ESP	Jannes Fittje	DEU			Dallara F312	Drivex School	19	4	1:35.830	0.940	0.221	157.1
7	8	Drivex School	ESP	Lukas Dunner	AUT	R	2	Dallara F312	Drivex School	19	4	1:35.856	0.966	0.026	157.0
8	77	RP Motorsport	ITA	Guilherme Samaia	BRA			Dallara F312	RP Motorsport	19	3	1:35.997	1.107	0.141	156.8
9	19	Fortec Motorsport	GBR	Petru Florescu	ROU			Dallara F312	Fortec Motorsport	10	6	1:36.316	1.426	0.319	156.3
10	15	Campos Racing	ESP	Yves Baltas	USA	R	3	Dallara F312	Campos Racing	19	4	1:36.367	1.477	0.051	156.2
11	1	RP Motorsport	ITA	Alex Karkosik	POL			Dallara F312	RP Motorsport	19	5	1:36.649	1.759	0.282	155.7
12	3	RP Motorsport	ITA	Michael Benyahia	MAR	R	4	Dallara F312	RP Motorsport	19	7	1:36.684	1.794	0.035	155.7
13	51	RP Motorsport	ITA	Aldo Festante	ITA	R	5	Dallara F312	RP Motorsport	19	4	1:36.702	1.812	0.018	155.6
14	12	Drivex School	ESP	Christian Hahn	BRA			Dallara F312	Drivex School	19	5	1:36.874	1.984	0.172	155.4
15	21	Fortec Motorsport	GBR	Calan Williams	AUS			Dallara F312	Fortec Motorsport	19	8	1:37.086	2.196	0.212	155.0
16	32	RACE	ESP	Moritz Müller-Creppon	CHE	R	6	Dallara F312	Teo Martin Motorsport	19	4	1:37.511	2.621	0.425	154.3



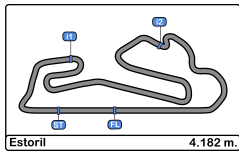


Circuito de Estoril
Euroformula Open
Race - 1
Distance and Speed Average



Clas	Nº	Entrant	Nat	Driver	Nat	Cat	Clas	Chassis	Team	Laps	Distance	Total Time	Km/h
1	4	RP Motorsport	ITA	Felipe Drugovich	BRA			Dallara F312	RP Motorsport	19	79.45	30:22.577	156.9
2	34	Carlin Motorsport	GBR	Matheus Iorio	BRA			Dallara F312	Carlin Motorsport	19	79.45	30:29.267	156.3
3	28	Carlin Motorsport	GBR	Cameron Das	USA			Dallara F312	Carlin Motorsport	19	79.45	30:35.457	155.8
4	18	Campos Racing	ESP	Marcos Siebert	ARG			Dallara F312	Campos Racing	19	79.45	30:35.559	155.8
5	10	RACE	ESP	Bent Viscaal	NLD	R	1	Dallara F312	Teo Martin Motorsport	19	79.45	30:42.571	155.2
6	8	Drivex School	ESP	Lukas Dunner	AUT	R	2	Dallara F312	Drivex School	19	79.45	30:45.789	154.9
7	77	RP Motorsport	ITA	Guilherme Samaia	BRA			Dallara F312	RP Motorsport	19	79.45	30:54.997	154.2
8	7	Drivex School	ESP	Jannes Fittje	DEU			Dallara F312	Drivex School	19	79.45	30:55.116	154.1
9	15	Campos Racing	ESP	Yves Baltas	USA	R	3	Dallara F312	Campos Racing	19	79.45	30:59.710	153.8
10	3	RP Motorsport	ITA	Michael Benyahia	MAR	R	4	Dallara F312	RP Motorsport	19	79.45	31:01.935	153.6
11	51	RP Motorsport	ITA	Aldo Festante	ITA	R	5	Dallara F312	RP Motorsport	19	79.45	31:02.923	153.5
12	12	Drivex School	ESP	Christian Hahn	BRA			Dallara F312	Drivex School	19	79.45	31:03.536	153.4
13	1	RP Motorsport	ITA	Alex Karkosik	POL			Dallara F312	RP Motorsport	19	79.45	31:04.465	153.4
14	21	Fortec Motorsport	GBR	Calan Williams	AUS			Dallara F312	Fortec Motorsport	19	79.45	31:05.599	153.3
15	32	RACE	ESP	Moritz Müller-Creppon	CHE	R	6	Dallara F312	Teo Martin Motorsport	19	79.45	31:20.661	152.1
Not classified: (Requirements: 75% of number laps of leader = 15)													
	19	Fortec Motorsport	GBR	Petru Florescu	ROU			Dallara F312	Fortec Motorsport	10	41.82	16:42.305	150.2



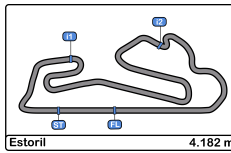


Circuito de Estoril
Euroformula Open
Race - 1
Lap Analysis



							1 Alex Karkosik					Dallara F312	
							RP Motorsport						
Lap	D	Time	Sector 1	Sector 2	Sector 3	T. Spd	Elapsed						
8		1:35.420			19.711			46.227	29.482	225.9	12:45.144		
9		1:35.753			19.848			46.276	29.629	222.2	14:20.897		
10		1:35.864			19.760			46.299	29.805	223.1	15:56.761		
11		1:35.922			19.935			46.335	29.652	222.6	17:32.683		
12		1:36.038			19.882			46.447	29.709	224.0	19:08.721		
13		1:36.196			19.958			46.509	29.729	223.6	20:44.917		
14		1:36.125			19.890			46.394	29.841	224.0	22:21.042		
15		1:36.182			19.832			46.508	29.842	224.0	23:57.224		
16		1:36.048			19.832			46.482	29.734	225.4	25:33.272		
17		1:36.128			19.887			46.498	29.743	223.6	27:09.400		
18		1:36.358			19.985			46.605	29.768	222.6	28:45.758		
19		1:36.819			19.914			46.752	30.153	225.4	30:22.577		
							7 Jannes Fittje					Dallara F312	
							Drivex School						
Lap	D	Time	Sector 1	Sector 2	Sector 3	T. Spd	Elapsed						
10		1:38.321			30.205	231.7	16:21.708						
11		1:37.623			30.142	229.7	17:59.331						
12		1:37.023			30.039	230.7	19:36.354						
13		1:38.325			30.411	230.7	21:14.679						
14		1:38.850			31.360	225.9	22:53.529						
15		1:38.157			30.191	228.8	24:31.686						
16		1:37.627			30.235	231.2	26:09.313						
17		1:37.461			30.215	228.8	27:46.774						
18		1:37.916			30.450	227.3	29:24.690						
19		1:39.775			31.926	229.7	31:04.465						
							3 Michael Benyahia					Dallara F312	
							RP Motorsport						
Lap	D	Time	Sector 1	Sector 2	Sector 3	T. Spd	Elapsed						
8		1:37.116			19.903			47.139	30.074	227.8	13:01.075		
9		1:37.417			20.321			46.919	30.177	221.3	14:38.492		
10		1:37.113			20.109			47.054	29.950	225.4	16:15.605		
11		1:36.943			19.923			46.815	30.205	223.6	17:52.548		
12		1:36.357			19.832			46.671	29.854	226.8	19:28.905		
13		1:36.982			19.951			47.013	30.018	229.7	21:05.887		
14		1:37.127			19.926			47.197	30.004	227.3	22:43.014		
15		1:37.046			19.904			47.116	30.026	228.8	24:20.060		
16		1:37.434			20.031			47.238	30.165	231.7	25:57.494		
17		1:38.028			20.208			47.534	30.286	229.7	27:35.522		
18		1:40.547			21.030			48.233	31.284	231.7	29:16.069		
19		1:39.047			21.094			47.706	30.247	220.4	30:55.116		
							8 Lukas Dunner					Dallara F312	
							Drivex School						
Lap	D	Time	Sector 1	Sector 2	Sector 3	T. Spd	Elapsed						
12		1:36.964			19.853			47.192	29.919	230.2	19:36.858		
13		1:38.125			20.249			47.583	30.293	229.2	21:14.983		
14		1:38.370			20.164			47.331	30.875	232.2	22:53.353		
15		1:37.792			20.204			47.354	30.234	221.7	24:31.145		
16		1:37.478			20.025			47.332	30.121	224.5	26:08.623		
17		1:37.004			19.929			47.126	29.949	226.4	27:45.627		
18		1:38.429			20.138			47.779	30.512	231.7	29:24.056		
19		1:37.879			19.971			47.993	29.915	228.8	31:01.935		
							4 Felipe Drugovich					Dallara F312	
							RP Motorsport						
Lap	D	Time	Sector 1	Sector 2	Sector 3	T. Spd	Elapsed						
8		1:36.978			19.954			47.084	29.940	232.2	13:01.337		
9		1:36.285			19.792			46.686	29.807	230.7	14:37.622		
10		1:36.392			19.882			46.783	29.727	225.4	16:14.014		
11		1:36.661			20.085			46.693	29.883	232.2	17:50.675		
12		1:36.544			19.946			46.723	29.875	222.2	19:27.219		
13		1:36.814			20.012			46.714	30.088	221.3	21:04.033		
14		1:36.700			19.877			46.839	29.984	221.3	22:40.733		
15		1:37.024			19.933			46.810	30.281	222.6	24:17.757		
16		1:36.943			19.974			47.058	29.911	223.1	25:54.700		
17		1:36.821			20.031			46.821	29.969	221.7	27:31.521		
18		1:37.109			20.110			46.932	30.067	221.3	29:08.630		





Circuito de Estoril
Euroformula Open
Race - 1
Lap Analysis



19 1:37.159 19.919 47.152 30.088 223.1 30:45.789

10 Bent Viscaal Dallara F312
 Teo Martin Motorsport

Lap D	Time	Sector 1	Sector 2	Sector 3	T. Spd	Elapsed
1	1:43.612	26.102	47.143	30.367	165.3	1:43.612
2	1:35.981	20.116	46.383	29.482	231.2	3:19.593
3	1:35.072	19.690	45.985	29.397	225.4	4:54.665
4	1:35.436	19.606	46.162	29.668	225.9	6:30.101
5	1:35.615	19.696	46.080	29.839	225.4	8:05.716
6	1:35.986	19.739	46.469	29.778	228.8	9:41.702
7	1:36.202	19.737	46.572	29.893	229.2	11:17.904
8	1:36.165	19.887	46.464	29.814	229.2	12:54.069
9	1:36.430	19.976	46.460	29.994	224.5	14:30.499
10	1:36.685	19.789	46.683	30.213	225.0	16:07.184
11	1:37.241	19.941	46.791	30.509	224.0	17:44.425
12	1:36.502	19.989	46.707	29.806	224.0	19:20.927
13	1:36.649	19.894	46.652	30.103	223.6	20:57.576
14	1:37.265	20.132	47.043	30.090	223.1	22:34.841
15	1:37.532	19.989	47.121	30.422	223.1	24:12.373
16	1:37.662	20.160	47.044	30.458	223.6	25:50.035
17	1:37.600	20.103	47.173	30.324	222.2	27:27.635
18	1:37.449	20.167	47.015	30.267	221.3	29:05.084
19	1:37.487	20.046	46.909	30.532	222.6	30:42.571

12 Christian Hahn Dallara F312
 Drivex School

Lap D	Time	Sector 1	Sector 2	Sector 3	T. Spd	Elapsed
1	1:46.834	27.990	48.678	30.166	180.6	1:46.834
2	1:39.111	20.748	48.622	29.741	227.3	3:25.945
3	1:37.334	20.060	47.189	30.085	229.7	5:03.279
4	1:37.122	20.017	47.047	30.058	230.2	6:40.401
5	1:36.874	19.949	46.926	29.999	229.2	8:17.275
6	1:37.210	19.974	47.303	29.933	230.7	9:54.485
7	1:37.058	19.884	47.119	30.055	230.7	11:31.543
8	1:37.258	19.879	47.574	29.805	227.3	13:08.801
9	1:37.212	19.930	46.995	30.287	225.9	14:46.013
10	1:37.299	20.150	47.037	30.112	225.0	16:23.312
11	1:37.548	20.069	47.194	30.285	225.9	18:00.860
12	1:37.446	19.874	47.205	30.367	225.9	19:38.306
13	1:37.488	20.135	47.188	30.165	223.1	21:15.794
14	1:37.805	19.924	47.670	30.211	225.0	22:53.599
15	1:38.861	20.663	47.510	30.688	227.3	24:32.460
16	1:37.600	19.850	47.443	30.307	227.3	26:10.060
17	1:37.532	20.110	47.382	30.040	225.4	27:47.592
18	1:37.738	20.196	47.372	30.170	225.9	29:25.330
19	1:38.206	19.919	47.572	30.715	225.9	31:03.536

15 Yves Baltas Dallara F312
 Campos Racing

Lap D	Time	Sector 1	Sector 2	Sector 3	T. Spd	Elapsed
1	1:46.388	27.814	48.300	30.274	180.9	1:46.388
2	1:37.454	20.122	47.407	29.925	232.2	3:23.842
3	1:36.616	19.944	46.863	29.809	233.7	5:00.458
4	1:36.367	19.835	46.486	30.046	229.7	6:36.825
5	1:36.392	19.644	46.604	30.144	231.7	8:13.217

6 1:36.656 19.907 46.709 30.040 225.4 9:49.873

7 1:36.881 19.846 46.656 30.379 225.9 11:26.754
 8 1:37.502 19.867 46.997 30.638 225.4 13:04.256
 9 1:37.123 20.051 46.792 30.280 222.2 14:41.379

Lap D	Time	Sector 1	Sector 2	Sector 3	T. Spd	Elapsed
10	1:37.623	20.135	47.147	30.341	223.6	16:19.002
11	1:37.639	20.212	46.879	30.548	223.1	17:56.641
12	1:37.543	20.168	46.958	30.417	223.6	19:34.184
13	1:37.751	20.154	47.026	30.571	222.6	21:11.935
14	1:37.628	20.222	47.003	30.403	221.7	22:49.563
15	1:37.924	20.138	47.274	30.512	222.6	24:27.487
16	1:38.095	20.267	47.179	30.649	223.1	26:05.582
17	1:38.349	20.355	47.276	30.718	222.2	27:43.931
18	1:37.905	20.149	47.256	30.500	222.2	29:21.836
19	1:37.874	20.153	47.207	30.514	223.1	30:59.710

18 Marcos Siebert Dallara F312
 Campos Racing

Lap D	Time	Sector 1	Sector 2	Sector 3	T. Spd	Elapsed
1	1:41.068	24.831	46.791	29.446	167.1	1:41.068
2	1:36.264	20.472	46.306	29.486	221.7	3:17.332
3	1:35.609	19.681	46.361	29.567	226.8	4:52.941
4	1:35.943	19.869	46.411	29.663	225.0	6:28.884
5	1:36.097	19.799	46.381	29.917	224.0	8:04.981
6	1:36.134	19.837	46.472	29.825	224.0	9:41.115
7	1:36.064	19.982	46.421	29.661	225.0	11:17.179
8	1:35.893	19.680	46.399	29.814	225.0	12:53.072
9	1:36.185	19.783	46.626	29.776	221.3	14:29.257
10	1:36.204	19.822	46.429	29.953	222.6	16:05.461
11	1:36.365	19.864	46.519	29.982	222.2	17:41.826
12	1:36.555	19.747	46.649	30.159	224.0	19:18.381
13	1:36.416	19.867	46.463	30.086	223.1	20:54.797
14	1:36.812	19.848	46.712	30.252	222.6	22:31.609
15	1:36.933	19.984	46.774	30.175	223.1	24:08.542
16	1:36.698	19.783	46.780	30.135	224.5	25:45.240
17	1:36.493	19.715	46.819	29.959	223.1	27:21.733
18	1:36.700	19.778	46.699	30.223	224.0	28:58.433
19	1:37.126	19.681	46.613	30.832	224.5	30:35.559

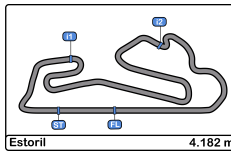
19 Petru Florescu Dallara F312
 Fortec Motorsport

Lap D	Time	Sector 1	Sector 2	Sector 3	T. Spd	Elapsed
1	1:44.659	26.332	48.297	30.030	175.3	1:44.659
2	1:37.801	19.901	47.282	30.618	231.7	3:22.460
3	1:37.393	20.733	46.920	29.740	224.0	4:59.853
4	1:36.722	19.807	46.590	30.325	229.7	6:36.575
5	1:37.459	20.401	47.183	29.875	224.5	8:14.034
6	1:36.316	19.823	46.736	29.757	228.8	9:50.350
7	1:36.815	19.852	46.979	29.984	232.2	11:27.165
8	1:40.440	19.796	50.164	30.480	233.7	13:07.605
9	1:37.049	19.770	47.036	30.243	225.4	14:44.654
10	1:57.651 P	21.626	55.857	40.168	225.4	16:42.305

21 Calan Williams Dallara F312
 Fortec Motorsport

Lap D	Time	Sector 1	Sector 2	Sector 3	T. Spd	Elapsed
1	1:45.689	27.044	48.468	30.177	179.7	1:45.689
2	1:39.168	20.640	48.206	30.322	231.7	3:24.857





Circuito de Estoril
Euroformula Open
Race - 1
Lap Analysis



3	1:37.399	19.999	47.008	30.392	228.3	5:02.256	13	1:38.164	20.352	47.305	30.507	221.3	21:27.258
4	1:39.194	20.496	48.264	30.434	225.0	6:41.450	14	1:38.857	20.321	47.533	31.003	219.9	23:06.115
5	1:37.215	19.877	47.281	30.057	228.3	8:18.665	15	1:39.603	20.538	48.558	30.507	222.2	24:45.718
6	1:37.132	19.834	47.067	30.231	229.2	9:55.797	16	1:38.350	20.368	47.364	30.618	222.2	26:24.068
7	1:37.300	19.886	47.092	30.322	230.2	11:33.097	17	1:38.390	20.344	47.477	30.569	220.4	28:02.458
8	1:37.086	19.826	47.189	30.071	228.3	13:10.183	18	1:38.791	20.248	47.829	30.714	220.4	29:41.249
9	1:37.151	19.912	47.056	30.183	228.3	14:47.334	19	1:39.412	20.330	47.917	31.165	220.8	31:20.661

34 Matheus Iorio Dallara F312
 Carlin Motorsport

Lap	D	Time	Sector 1	Sector 2	Sector 3	T. Spd	Elapsed
1		1:39.576	24.272	46.151	29.153	166.9	1:39.576
2		1:35.105	19.699	46.123	29.283	224.0	3:14.681
3		1:34.975	19.734	45.972	29.269	225.4	4:49.656
4		1:35.219	19.782	46.131	29.306	226.8	6:24.875
5		1:35.194	19.786	45.784	29.624	224.5	8:00.069
6		1:35.328	19.729	46.104	29.495	226.4	9:35.397
7		1:35.502	19.765	46.059	29.678	226.4	11:10.899
8		1:35.600	19.797	46.167	29.636	226.4	12:46.499
9		1:36.035	19.872	46.408	29.755	222.2	14:22.534
10		1:36.269	19.781	46.557	29.931	222.6	15:58.803

28 Cameron Das Dallara F312
 Carlin Motorsport

Lap	D	Time	Sector 1	Sector 2	Sector 3	T. Spd	Elapsed
1		1:41.338	25.417	46.574	29.347	173.0	1:41.338
2		1:34.890	19.660	45.791	29.439	231.7	3:16.228
3		1:35.122	19.599	45.871	29.652	225.4	4:51.350
4		1:35.331	19.669	46.015	29.647	225.4	6:26.681
5		1:35.556	19.756	46.051	29.749	223.1	8:02.237
6		1:35.639	19.666	46.040	29.933	224.5	9:37.876
7		1:35.807	19.743	46.258	29.806	224.0	11:13.683
8		1:36.040	19.668	46.392	29.980	225.0	12:49.723
9		1:36.119	19.820	46.461	29.838	220.8	14:25.842
10		1:36.145	19.814	46.407	29.924	222.2	16:01.987
11		1:36.405	19.802	46.494	30.109	222.6	17:38.392
12		1:36.539	19.744	46.662	30.133	224.0	19:14.931
13		1:36.735	19.901	46.658	30.176	223.1	20:51.666
14		1:36.899	19.811	46.677	30.411	222.2	22:28.565
15		1:37.123	19.921	46.890	30.312	223.1	24:05.688
16		1:37.062	19.944	46.908	30.210	223.6	25:42.750
17		1:37.092	19.933	46.948	30.211	221.7	27:19.842
18		1:37.232	19.984	47.021	30.227	221.3	28:57.074
19		1:38.383	19.910	46.911	31.562	222.6	30:35.457

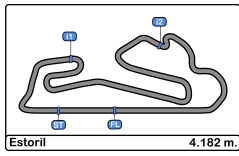
51 Aldo Festante Dallara F312
 RP Motorsport

Lap	D	Time	Sector 1	Sector 2	Sector 3	T. Spd	Elapsed
1		1:45.988	27.346	48.533	30.109	183.0	1:45.988
2		1:37.610	20.283	47.164	30.163	236.3	3:23.598
3		1:37.526	20.844	46.727	29.955	227.3	5:01.124
4		1:36.702	19.950	46.665	30.087	231.2	6:37.826
5		1:37.071	20.012	47.016	30.043	227.3	8:14.897
6		1:36.950	19.952	47.025	29.973	227.8	9:51.847
7		1:36.968	19.911	46.769	30.288	228.3	11:28.815
8		1:36.880	19.921	46.928	30.031	227.3	13:05.695
9		1:37.377	20.043	46.999	30.335	225.0	14:43.072
10		1:38.134	20.801	46.992	30.341	223.6	16:21.206
11		1:37.478	20.218	47.165	30.095	225.4	17:58.684
12		1:37.298	20.066	47.043	30.189	226.4	19:35.982
13		1:37.866	20.590	47.062	30.214	224.0	21:13.848
14		1:37.565	20.133	47.134	30.298	225.0	22:51.413
15		1:37.884	20.089	47.327	30.468	226.4	24:29.297
16		1:37.981	20.258	47.287	30.436	225.9	26:07.278
17		1:37.979	20.155	47.468	30.356	225.0	27:45.257
18		1:38.249	20.285	47.347	30.617	225.0	29:23.506
19		1:39.417	20.166	47.507	31.744	225.9	31:02.923

32 Moritz Müller-Creppon Dallara F312
 Teo Martin Motorsport

Lap	D	Time	Sector 1	Sector 2	Sector 3	T. Spd	Elapsed
1		1:48.423	28.257	48.834	31.332	185.2	1:48.423
2		1:38.393	20.433	47.741	30.219	225.9	3:26.816
3		1:38.713	20.115	47.066	31.532	230.2	5:05.529
4		1:37.511	20.222	47.019	30.270	224.0	6:43.040
5		1:38.007	20.277	47.006	30.724	224.5	8:21.047
6		1:38.115	20.391	47.208	30.516	223.1	9:59.162
7		1:38.617	20.192	47.457	30.968	223.1	11:37.779
8		1:37.960	20.250	47.311	30.399	222.6	13:15.739
9		1:37.816	20.320	47.192	30.304	220.8	14:53.555
10		1:38.748	20.332	47.704	30.712	221.3	16:32.303
11		1:38.296	20.323	47.426	30.547	221.3	18:10.599
12		1:38.495	20.505	47.387	30.603	222.2	19:49.094





Circuito de Estoril
Euroformula Open
Race - 1
Lap Analysis



77

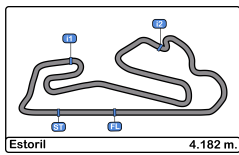
Guilherme Samaia

Dallara F312

RP Motorsport

Lap	D	Time	Sector 1	Sector 2	Sector 3	T. Spd	Elapsed
1		1:43.442	25.836	47.248	30.358	172.2	1:43.442
2		1:37.266	20.023	47.669	29.574	227.8	3:20.708
3		1:35.997	19.867	46.490	29.640	231.7	4:56.705
4		1:36.176	19.869	46.446	29.861	230.2	6:32.881
5		1:36.670	20.013	46.632	30.025	227.3	8:09.551
6		1:36.587	19.943	46.593	30.051	227.8	9:46.138
7		1:37.205	20.593	46.789	29.823	229.2	11:23.343
8		1:36.732	19.959	46.836	29.937	228.8	13:00.075
9		1:36.837	20.001	46.805	30.031	224.5	14:36.912
10		1:36.883	20.096	46.733	30.054	226.4	16:13.795
11		1:37.931	20.837	47.212	29.882	225.9	17:51.726
12		1:36.810	19.873	46.858	30.079	231.2	19:28.536
13		1:36.868	19.945	46.923	30.000	228.8	21:05.404
14		1:37.099	19.909	46.983	30.207	229.7	22:42.503
15		1:37.207	19.955	47.010	30.242	229.2	24:19.710
16		1:37.456	20.059	47.045	30.352	229.7	25:57.166
17		1:38.079	20.106	47.178	30.795	226.8	27:35.245
18		1:41.067	21.396	47.876	31.795	227.3	29:16.312
19		1:38.685	20.591	47.454	30.640	232.7	30:54.997



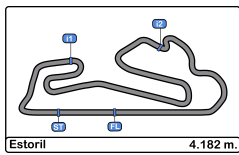


Circuito de Estoril
Euroformula Open
Race - 1
Analysis by Lap



Num	Lap Time	Gap	28	1:35.122	02.517	7	1:36.645	10.759	51	1:36.968	19.091	21	1:37.151	26.437
Lap 1			18	1:35.609	04.108	8	1:35.971	11.934	1	1:37.059	20.021	32	1:37.816	32.658
4	1:38.694		10	1:35.072	05.832	15	1:36.392	14.123	3	1:36.684	21.098	Num Lap Time Gap		
34	1:39.576	00.882	77	1:35.997	07.872	19	1:37.459	14.940	12	1:37.058	21.819	Lap 10		
18	1:41.068	02.374	7	1:36.194	08.545	51	1:37.071	15.803	21	1:37.300	23.373	4	1:35.864	
28	1:41.338	02.644	8	1:36.716	10.368	1	1:36.649	16.672	32	1:38.617	28.055	34	1:36.269	02.042
77	1:43.442	04.748	19	1:37.393	11.020	3	1:36.958	17.759	Num Lap Time Gap			28	1:36.145	05.226
10	1:43.612	04.918	15	1:36.616	11.625	12	1:36.874	18.181	Lap 8			18	1:36.204	08.700
7	1:44.115	05.421	51	1:37.526	12.291	21	1:37.215	19.571	4	1:35.420		10	1:36.685	10.423
19	1:44.659	05.965	21	1:37.399	13.423	32	1:38.007	21.953	34	1:35.600	01.355	77	1:36.883	17.034
8	1:45.199	06.505	1	1:36.932	13.503	Num Lap Time Gap			28	1:36.040	04.579	8	1:36.392	17.253
21	1:45.689	06.995	3	1:37.580	14.034	Lap 6			18	1:35.893	07.928	7	1:37.113	18.844
51	1:45.988	07.294	12	1:37.334	14.446	4	1:35.321		10	1:36.165	08.925	15	1:37.623	22.241
15	1:46.388	07.694	32	1:38.713	16.696	34	1:35.328	00.982	77	1:36.732	14.931	51	1:38.134	24.445
12	1:46.834	08.140	Num Lap Time Gap			28	1:35.639	03.461	7	1:37.116	15.931	1	1:38.321	24.947
3	1:47.045	08.351	Lap 4			18	1:36.134	06.700	8	1:36.978	16.193	3	1:37.303	25.857
1	1:47.306	08.612	4	1:35.086		10	1:35.986	07.287	15	1:37.502	19.112	12	1:37.299	26.551
32	1:48.423	09.729	34	1:35.219	00.956	77	1:36.587	11.723	51	1:36.880	20.551	21	1:38.061	28.634
Num Lap Time Gap			28	1:35.331	02.762	7	1:36.562	12.000	1	1:36.703	21.304	32	1:38.748	35.542
Lap 2			18	1:35.943	04.965	8	1:36.285	12.898	19	1:40.440	22.461	19	1:57.651	45.544
4	1:35.038		10	1:35.436	06.182	15	1:36.656	15.458	3	1:37.222	22.900	Num Lap Time Gap		
34	1:35.105	00.949	77	1:36.176	08.962	19	1:36.316	15.935	12	1:37.258	23.657	Lap 11		
28	1:34.890	02.496	7	1:35.830	09.289	51	1:36.950	17.432	21	1:37.086	25.039	4	1:35.922	
18	1:36.264	03.600	8	1:35.856	11.138	1	1:36.920	18.271	32	1:37.960	30.595	34	1:36.411	02.531
10	1:35.981	05.861	19	1:36.722	12.656	3	1:37.285	19.723	Num Lap Time Gap			28	1:36.405	05.709
77	1:37.266	06.976	15	1:36.367	12.906	12	1:37.210	20.070	Lap 9			18	1:36.365	09.143
7	1:37.069	07.452	51	1:36.702	13.907	21	1:37.132	21.382	4	1:35.753		10	1:37.241	11.742
19	1:37.801	08.728	1	1:36.781	15.198	32	1:38.115	24.747	34	1:36.035	01.637	8	1:36.661	17.992
8	1:37.286	08.753	3	1:37.028	15.976	Num Lap Time Gap			28	1:36.119	04.945	77	1:37.931	19.043
51	1:37.610	09.866	12	1:37.122	16.482	Lap 7			18	1:36.185	08.360	7	1:36.943	19.865
15	1:37.454	10.110	21	1:39.194	17.531	4	1:35.309		10	1:36.430	09.602	15	1:37.639	23.958
21	1:39.168	11.125	32	1:37.511	19.121	34	1:35.502	01.175	77	1:36.837	16.015	51	1:37.478	26.001
3	1:38.242	11.555	Num Lap Time Gap			28	1:35.807	03.959	8	1:36.285	16.725	1	1:37.623	26.648
1	1:38.098	11.672	Lap 5			18	1:36.064	07.455	7	1:37.417	17.595	3	1:37.276	27.211
12	1:39.111	12.213	4	1:35.175		10	1:36.202	08.180	15	1:37.123	20.482	12	1:37.548	28.177
32	1:38.393	13.084	34	1:35.194	00.975	77	1:37.205	13.619	51	1:37.377	22.175	21	1:37.204	29.916
Num Lap Time Gap			28	1:35.556	03.143	7	1:37.544	14.235	1	1:36.939	22.490	32	1:38.296	37.916
Lap 3			18	1:36.097	05.887	8	1:37.046	14.635	19	1:37.049	23.757	Num Lap Time Gap		
4	1:35.101		10	1:35.615	06.622	15	1:36.881	17.030	3	1:37.271	24.418	Lap 12		
34	1:34.975	00.823	77	1:36.670	10.457	19	1:36.815	17.441	12	1:37.212	25.116	4	1:36.038	



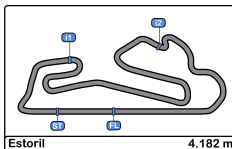


Circuito de Estoril
Euroformula Open
Race - 1
Analysis by Lap



Num	Lap Time	Gap	Num	Lap Time	Gap	Num	Lap Time	Gap	Num	Lap Time	Gap
34	1:36.525	03.018	7	1:37.127	21.972	21	1:37.954	38.042	28	1:38.383	12.880
28	1:36.539	06.210	15	1:37.628	28.521	32	1:38.350	50.796	18	1:37.126	12.982
18	1:36.555	09.660	51	1:37.565	30.371	Num Lap Time Gap			10	1:37.487	19.994
10	1:36.502	12.206	3	1:38.370	32.311	Lap 17			8	1:37.159	23.212
8	1:36.544	18.498	1	1:38.850	32.487	4	1:36.128		77	1:38.685	32.420
77	1:36.810	19.815	12	1:37.805	32.557	34	1:37.010	05.732	7	1:39.047	32.539
7	1:36.357	20.184	21	1:37.793	34.325	28	1:37.092	10.442	15	1:37.874	37.133
15	1:37.543	25.463	32	1:38.857	45.073	18	1:36.493	12.333	3	1:37.879	39.358
51	1:37.298	27.261	Num Lap Time Gap			10	1:37.600	18.235	51	1:39.417	40.346
1	1:37.023	27.633	Lap 15			8	1:36.821	22.121	12	1:38.206	40.959
3	1:36.964	28.137	4	1:36.182		77	1:38.079	25.845	1	1:39.775	41.888
12	1:37.446	29.585	34	1:36.828	04.201	7	1:38.028	26.122	21	1:38.619	43.022
21	1:37.413	31.291	28	1:37.123	08.464	15	1:38.349	34.531	32	1:39.412	58.084
32	1:38.495	40.373	18	1:36.933	11.318	51	1:37.979	35.857			
Num Lap Time Gap			10	1:37.532	15.149	3	1:37.004	36.227			
Lap 13			8	1:37.024	20.533	1	1:37.461	37.374			
4	1:36.196		77	1:37.207	22.486	12	1:37.532	38.192			
34	1:36.240	03.062	7	1:37.046	22.836	21	1:37.807	39.721			
28	1:36.735	06.749	15	1:37.924	30.263	32	1:38.390	53.058			
18	1:36.416	09.880	51	1:37.884	32.073	Num Lap Time Gap					
10	1:36.649	12.659	3	1:37.792	33.921	Lap 18					
8	1:36.814	19.116	1	1:38.157	34.462	4	1:36.358				
77	1:36.868	20.487	12	1:38.861	35.236	34	1:37.120	06.494			
7	1:36.982	20.970	21	1:37.993	36.136	28	1:37.232	11.316			
15	1:37.751	27.018	32	1:39.603	48.494	18	1:36.700	12.675			
51	1:37.866	28.931	Num Lap Time Gap			10	1:37.449	19.326			
1	1:38.325	29.762	Lap 16			8	1:37.109	22.872			
3	1:38.125	30.066	4	1:36.048		7	1:40.547	30.311			
12	1:37.488	30.877	34	1:36.697	04.850	77	1:41.067	30.554			
21	1:37.562	32.657	28	1:37.062	09.478	15	1:37.905	36.078			
32	1:38.164	42.341	18	1:36.698	11.968	51	1:38.249	37.748			
Num Lap Time Gap			10	1:37.662	16.763	3	1:38.429	38.298			
Lap 14			8	1:36.943	21.428	1	1:37.916	38.932			
4	1:36.125		77	1:37.456	23.894	12	1:37.738	39.572			
34	1:36.618	03.555	7	1:37.434	24.222	21	1:37.859	41.222			
28	1:36.899	07.523	15	1:38.095	32.310	32	1:38.791	55.491			
18	1:36.812	10.567	51	1:37.981	34.006	Num Lap Time Gap					
10	1:37.265	13.799	3	1:37.478	35.351	Lap 19					
8	1:36.700	19.691	1	1:37.627	36.041	4	1:36.819				
77	1:37.099	21.461	12	1:37.600	36.788	34	1:37.015	06.690			



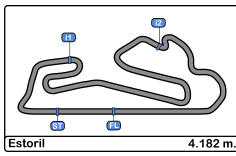


Circuito de Estoril
Euroformula Open
Race - 1
Best Sectors Results



Sector - 1				Sector - 2				Sector - 3				Ideal Lap vs Best Lap				
Clas	Nº	Driver	Time	Nº	Driver	Time	Nº	Driver	Time	Clas	Nº	Driver	Ideal Lap	Best Lap	Clas	
1	28	Cameron Das	19.599	34	Matheus Iorio	45.784	4	Felipe Drugovich	29.064	1	34	Matheus Iorio	1:34.636	1:34.975	2	
2	10	Bent Viscaal	19.606	28	Cameron Das	45.791	34	Matheus Iorio	29.153	2	4	Felipe Drugovich	1:34.650	1:35.038	3	
3	15	Yves Baltas	19.644	4	Felipe Drugovich	45.875	28	Cameron Das	29.347	3	28	Cameron Das	1:34.737	1:34.890	1	
4	18	Marcos Siebert	19.680	10	Bent Viscaal	45.985	10	Bent Viscaal	29.397	4	10	Bent Viscaal	1:34.988	1:35.072	4	
5	34	Matheus Iorio	19.699	8	Lukas Dunner	46.261	18	Marcos Siebert	29.446	5	18	Marcos Siebert	1:35.432	1:35.609	5	
6	8	Lukas Dunner	19.701	18	Marcos Siebert	46.306	7	Jannes Fittje	29.554	6	8	Lukas Dunner	1:35.603	1:35.856	7	
7	4	Felipe Drugovich	19.711	1	Alex Karkosik	46.372	77	Guilherme Samaia	29.574	7	7	Jannes Fittje	1:35.830	1:35.830	6	
8	7	Jannes Fittje	19.752	77	Guilherme Samaia	46.446	8	Lukas Dunner	29.641	8	77	Guilherme Samaia	1:35.887	1:35.997	8	
9	19	Petru Florescu	19.770	15	Yves Baltas	46.486	19	Petru Florescu	29.740	9	15	Yves Baltas	1:35.939	1:36.367	10	
10	21	Calan Williams	19.789	7	Jannes Fittje	46.524	12	Christian Hahn	29.741	10	19	Petru Florescu	1:36.100	1:36.316	9	
11	1	Alex Karkosik	19.814	19	Petru Florescu	46.590	15	Yves Baltas	29.809	11	1	Alex Karkosik	1:36.176	1:36.649	11	
12	3	Michael Benyahia	19.824	51	Aldo Festante	46.665	3	Michael Benyahia	29.915	12	12	Christian Hahn	1:36.517	1:36.874	14	
13	12	Christian Hahn	19.850	3	Michael Benyahia	46.841	51	Aldo Festante	29.955	13	51	Aldo Festante	1:36.531	1:36.702	13	
14	77	Guilherme Samaia	19.867	12	Christian Hahn	46.926	1	Alex Karkosik	29.990	14	3	Michael Benyahia	1:36.580	1:36.684	12	
15	51	Aldo Festante	19.911	32	Moritz Müller-Creppon	47.006	21	Calan Williams	30.057	15	21	Calan Williams	1:36.854	1:37.086	15	
16	32	Moritz Müller-Creppon	20.115	21	Calan Williams	47.008	32	Moritz Müller-Creppon	30.219	16	32	Moritz Müller-Creppon	1:37.340	1:37.511	16	



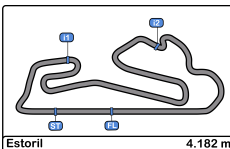


Circuito de Estoril
Euroformula Open
Race - 1
Leader Sequence



<u>Nº</u>	<u>Entrant</u>	<u>Nat</u>	<u>Driver</u>	<u>Nat</u>	<u>Cat</u>	<u>Chassis</u>	<u>Team</u>	<u>Start Lap</u>	<u>End Lap</u>	<u>Laps</u>	<u>Total Laps</u>
4	RP Motorsport	ITA	Felipe Drugovich	BRA		Dallara F312	RP Motorsport	1	19	19	19



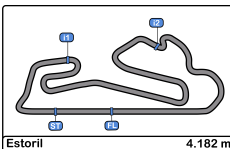


Circuito de Estoril
Euroformula Open
Race - 1
Best 5 Lap Times



Cls	Nº	Entrant	Nat	Driver	Nat	Cat	Cls	Chassis	Team	Best 1		Best 2		Best 3		Best 4		Best 5		
										Time	Lap	Time	Lap	Time	Lap	Time	Lap	Time	Lap	
1	28	Carlin Motorsport	GBR	Cameron Das	USA			Dallara F312	Carlin Motorsport	1:34.890	2	1:35.122	3	1:35.331	4	1:35.556	5	1:35.639	6	
2	34	Carlin Motorsport	GBR	Matheus Iorio	BRA			Dallara F312	Carlin Motorsport	1:34.975	3	1:35.105	2	1:35.194	5	1:35.219	4	1:35.328	6	
3	4	RP Motorsport	ITA	Felipe Drugovich	BRA			Dallara F312	RP Motorsport	1:35.038	2	1:35.086	4	1:35.101	3	1:35.175	5	1:35.309	7	
4	10	RACE	ESP	Bent Viscaal	NLD	R	1	Dallara F312	Teo Martin Motorsport	1:35.072	3	1:35.436	4	1:35.615	5	1:35.981	2	1:35.986	6	
5	18	Campos Racing	ESP	Marcos Siebert	ARG			Dallara F312	Campos Racing	1:35.609	3	1:35.893	8	1:35.943	4	1:36.064	7	1:36.097	5	
6	7	Drivex School	ESP	Jannes Fittje	DEU			Dallara F312	Drivex School	1:35.830	4	1:36.194	3	1:36.357	12	1:36.562	6	1:36.645	5	
7	8	Drivex School	ESP	Lukas Dunner	AUT	R	2	Dallara F312	Drivex School	1:35.856	4	1:35.971	5	1:36.285	6	1:36.285	9	1:36.392	10	
8	77	RP Motorsport	ITA	Guilherme Samaia	BRA			Dallara F312	RP Motorsport	1:35.997	3	1:36.176	4	1:36.587	6	1:36.670	5	1:36.732	8	
9	19	Fortec Motorsport	GBR	Petru Florescu	ROU			Dallara F312	Fortec Motorsport	1:36.316	6	1:36.722	4	1:36.815	7	1:37.049	9	1:37.393	3	
10	15	Campos Racing	ESP	Yves Baltas	USA	R	3	Dallara F312	Campos Racing	1:36.367	4	1:36.392	5	1:36.616	3	1:36.656	6	1:36.881	7	
11	1	RP Motorsport	ITA	Alex Karkosik	POL			Dallara F312	RP Motorsport	1:36.649	5	1:36.703	8	1:36.781	4	1:36.920	6	1:36.932	3	
12	3	RP Motorsport	ITA	Michael Benyahia	MAR	R	4	Dallara F312	RP Motorsport	1:36.684	7	1:36.958	5	1:36.964	12	1:37.004	17	1:37.028	4	
13	51	RP Motorsport	ITA	Aldo Festante	ITA	R	5	Dallara F312	RP Motorsport	1:36.702	4	1:36.880	8	1:36.950	6	1:36.968	7	1:37.071	5	
14	12	Drivex School	ESP	Christian Hahn	BRA			Dallara F312	Drivex School	1:36.874	5	1:37.058	7	1:37.122	4	1:37.210	6	1:37.212	9	
15	21	Fortec Motorsport	GBR	Calan Williams	AUS			Dallara F312	Fortec Motorsport	1:37.086	8	1:37.132	6	1:37.151	9	1:37.204	11	1:37.215	5	
16	32	RACE	ESP	Moritz Müller-Creppon	CHE	R	6	Dallara F312	Teo Martin Motorsport	1:37.511	4	1:37.816	9	1:37.960	8	1:38.007	5	1:38.115	6	



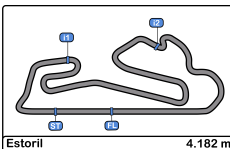


Circuito de Estoril
Euroformula Open
Race - 1
Best 5 Top Speeds



Cls	Nº	Entrant	Nat	Driver	Nat	Cat	Cls	Chassis	Team	Top 1		Top 2		Top 3		Top 4		Top 5		Avg
										Km/h	Lap	Km/h	Lap	Km/h	Lap	Km/h	Lap	Km/h	Lap	
1	1	RP Motorsport	ITA	Alex Karkosik	POL			Dallara F312	RP Motorsport	236.3	2	234.2	3	231.7	10	231.2	16	230.7	12	232.8
2	51	RP Motorsport	ITA	Aldo Festante	ITA	R	1	Dallara F312	RP Motorsport	236.3	2	231.2	4	228.3	7	227.8	6	227.3	3	230.2
3	3	RP Motorsport	ITA	Michael Benyahia	MAR	R	2	Dallara F312	RP Motorsport	234.2	2	232.2	14	231.7	18	230.2	9	230.2	12	231.7
4	15	Campos Racing	ESP	Yves Baltas	USA	R	3	Dallara F312	Campos Racing	233.7	3	232.2	2	231.7	5	229.7	4	225.9	7	230.7
5	19	Fortec Motorsport	GBR	Petru Florescu	ROU			Dallara F312	Fortec Motorsport	233.7	8	232.2	7	231.7	2	229.7	4	228.8	6	231.2
6	7	Drivex School	ESP	Jannes Fittje	DEU			Dallara F312	Drivex School	232.7	7	231.7	16	231.7	18	231.2	6	230.7	5	231.6
7	77	RP Motorsport	ITA	Guilherme Samaia	BRA			Dallara F312	RP Motorsport	232.7	19	231.7	3	231.2	12	230.2	4	229.7	14	231.1
8	8	Drivex School	ESP	Lukas Dunner	AUT	R	4	Dallara F312	Drivex School	232.2	8	232.2	11	230.7	9	228.3	7	227.3	2	230.1
9	21	Fortec Motorsport	GBR	Calan Williams	AUS			Dallara F312	Fortec Motorsport	231.7	2	230.7	16	230.2	7	229.2	6	228.8	12	230.1
10	28	Carlin Motorsport	GBR	Cameron Das	USA			Dallara F312	Carlin Motorsport	231.7	2	225.4	3	225.4	4	225.0	8	224.5	6	226.4
11	10	RACE	ESP	Bent Viscaal	NLD	R	5	Dallara F312	Teo Martin Motorsport	231.2	2	229.2	7	229.2	8	228.8	6	225.9	4	228.9
12	12	Drivex School	ESP	Christian Hahn	BRA			Dallara F312	Drivex School	230.7	6	230.7	7	230.2	4	229.7	3	229.2	5	230.1
13	32	RACE	ESP	Moritz Müller-Creppon	CHE	R	6	Dallara F312	Teo Martin Motorsport	230.2	3	225.9	2	224.5	5	224.0	4	223.1	6	225.5
14	18	Campos Racing	ESP	Marcos Siebert	ARG			Dallara F312	Campos Racing	226.8	3	225.0	4	225.0	7	225.0	8	224.5	16	225.2
15	34	Carlin Motorsport	GBR	Matheus Iorio	BRA			Dallara F312	Carlin Motorsport	226.8	4	226.4	6	226.4	7	226.4	8	225.4	3	226.3
16	4	RP Motorsport	ITA	Felipe Drugovich	BRA			Dallara F312	RP Motorsport	225.9	8	225.4	4	225.4	16	225.4	19	225.0	6	225.4



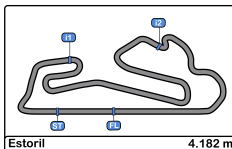


Circuito de Estoril
Euroformula Open
Race - 1
Fastest Laps Sequence



Lap	Time of Day	Session Time	Nº	Entrant	Nat	Driver	Nat	Cat	Chassis	Team	Time	Km/h
2	14:17:05.226	3:14.226	4	RP Motorsport	ITA	Felipe Drugovich	BRA		Dallara F312	RP Motorsport	1:35.038	158.4
2	14:17:07.722	3:16.722	28	Carlin Motorsport	GBR	Cameron Das	USA		Dallara F312	Carlin Motorsport	1:34.890	158.6



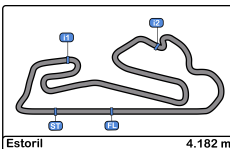


Circuito de Estoril
Euroformula Open
Race - 1
Event Best Maximum Speed



Nº	Entrant	Nat	Driver	Nat	Cat	Clas	Chassis	Team	Km/h	Session
77	RP Motorsport	ITA	Guilherme Samaia	BRA			Dallara F312	RP Motorsport	238.4	Free Practice - 2
1	RP Motorsport	ITA	Alex Karkosik	POL			Dallara F312	RP Motorsport	236.8	Free Practice - 2
21	Fortec Motorsport	GBR	Calan Williams	AUS			Dallara F312	Fortec Motorsport	236.8	Qualifying - 1
18	Campos Racing	ESP	Marcos Siebert	ARG			Dallara F312	Campos Racing	236.3	Free Practice - 1
51	RP Motorsport	ITA	Aldo Festante	ITA	R	1	Dallara F312	RP Motorsport	236.3	Race - 1
4	RP Motorsport	ITA	Felipe Drugovich	BRA			Dallara F312	RP Motorsport	235.8	Free Practice - 2
28	Carlin Motorsport	GBR	Cameron Das	USA			Dallara F312	Carlin Motorsport	235.2	Qualifying - 1
8	Drivex School	ESP	Lukas Dunner	AUT	R	2	Dallara F312	Drivex School	234.7	Qualifying - 1
3	RP Motorsport	ITA	Michael Benyahia	MAR	R	3	Dallara F312	RP Motorsport	234.2	Race - 1
34	Carlin Motorsport	GBR	Matheus Iorio	BRA			Dallara F312	Carlin Motorsport	233.7	Free Practice - 2
15	Campos Racing	ESP	Yves Baltas	USA	R	4	Dallara F312	Campos Racing	233.7	Race - 1
19	Fortec Motorsport	GBR	Petru Florescu	ROU			Dallara F312	Fortec Motorsport	233.7	Race - 1
32	RACE	ESP	Moritz Müller-Creppon	CHE	R	5	Dallara F312	Teo Martin	233.2	Free Practice - 2
12	Drivex School	ESP	Christian Hahn	BRA			Dallara F312	Drivex School	232.7	Free Practice - 2
7	Drivex School	ESP	Jannes Fittje	DEU			Dallara F312	Drivex School	232.7	Free Practice - 2
10	RACE	ESP	Bent Viscaal	NLD	R	6	Dallara F312	Teo Martin	232.2	Free Practice - 1





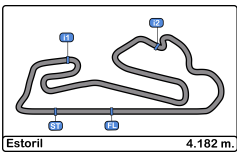
Circuito de Estoril
Euroformula Open
Race - 1
Lap Chart



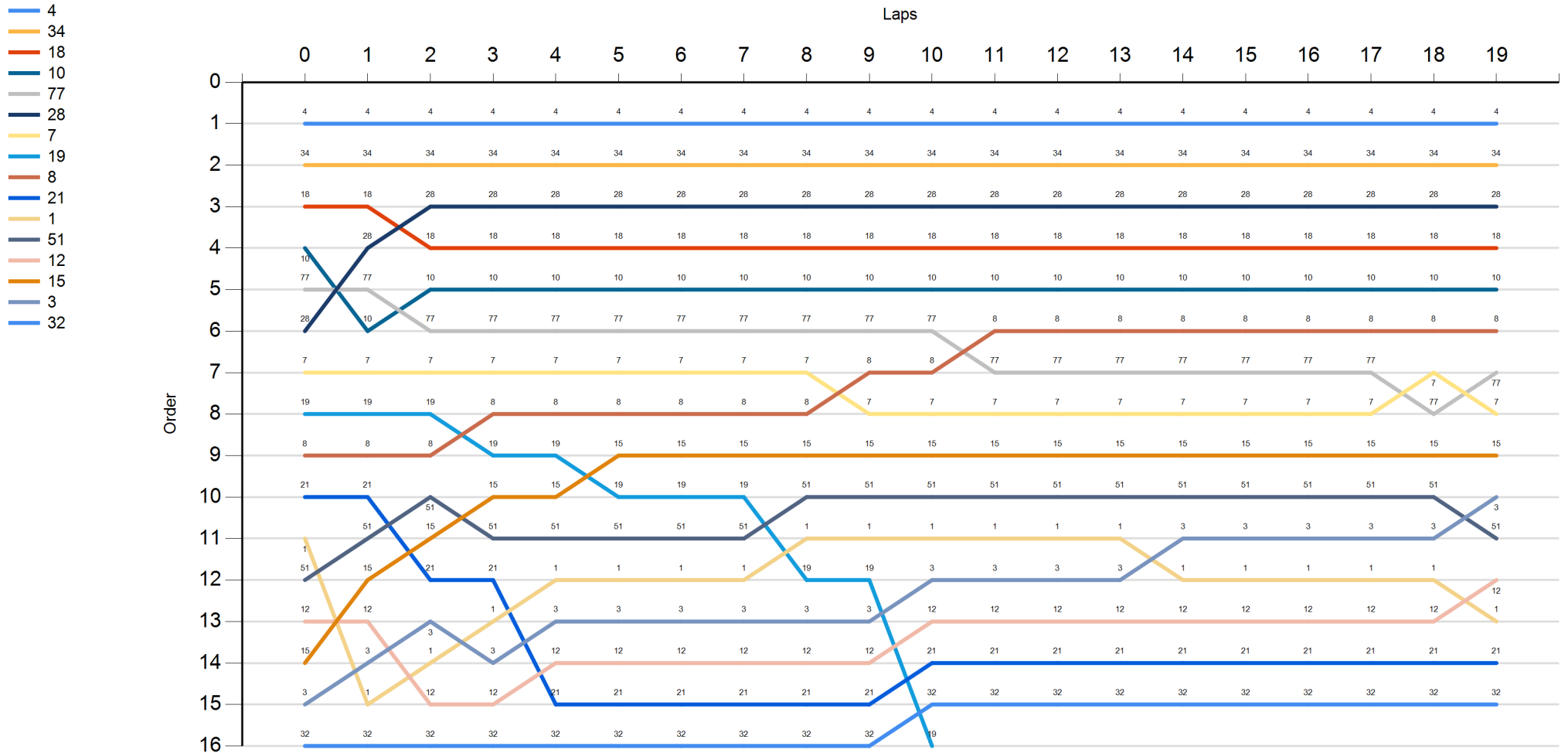
LAP

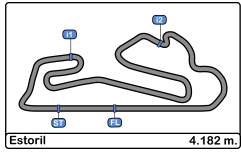
Nr	Pos	Gri	1	2	3	4	5	6	7	8	9	10	11	12	13	14	15	16	17	18	19
4	1	4	4	4	4	4	4	4	4	4	4	4	4	4	4	4	4	4	4	4	4
34	2	34	34	34	34	34	34	34	34	34	34	34	34	34	34	34	34	34	34	34	34
18	3	18	18	28	28	28	28	28	28	28	28	28	28	28	28	28	28	28	28	28	28
10	4	10	28	18	18	18	18	18	18	18	18	18	18	18	18	18	18	18	18	18	18
77	5	77	77	10	10	10	10	10	10	10	10	10	10	10	10	10	10	10	10	10	10
28	6	28	10	77	77	77	77	77	77	77	77	77	8	8	8	8	8	8	8	8	8
7	7	7	7	7	7	7	7	7	7	7	8	8	77	77	77	77	77	77	77	7	77
19	8	19	19	19	8	8	8	8	8	8	7	7	7	7	7	7	7	7	7	77	7
8	9	8	8	8	19	19	15	15	15	15	15	15	15	15	15	15	15	15	15	15	15
21	10	21	21	51	15	15	19	19	19	51	51	51	51	51	51	51	51	51	51	51	3
1	11	1	51	15	51	51	51	51	51	1	1	1	1	1	1	3	3	3	3	3	51
51	12	51	15	21	21	1	1	1	1	19	19	3	3	3	3	1	1	1	1	1	12
12	13	12	12	3	1	3	3	3	3	3	3	12	12	12	12	12	12	12	12	12	1
15	14	15	3	1	3	12	12	12	12	12	12	21	21	21	21	21	21	21	21	21	21
3	15	3	1	12	12	21	21	21	21	21	21	32	32	32	32	32	32	32	32	32	32
32	16	32	32	32	32	32	32	32	32	32	32	19									





Circuito de Estoril
Euroformula Open
Race - 1
Graphic Lap Chart

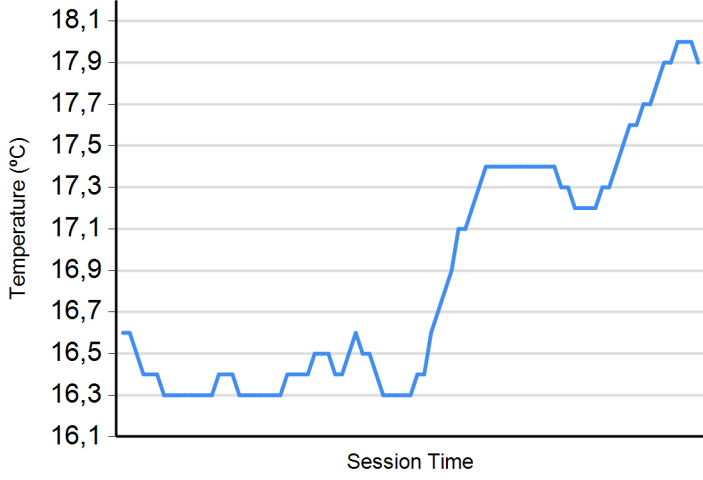




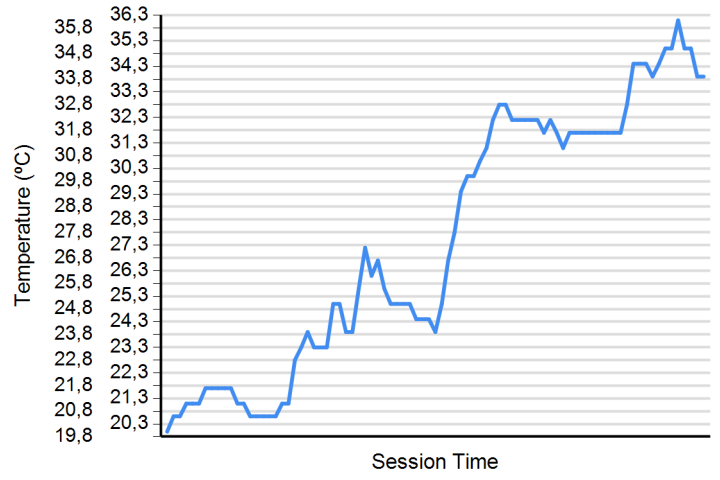
Circuito de Estoril
Euroformula Open
Race - 1
Weather Report



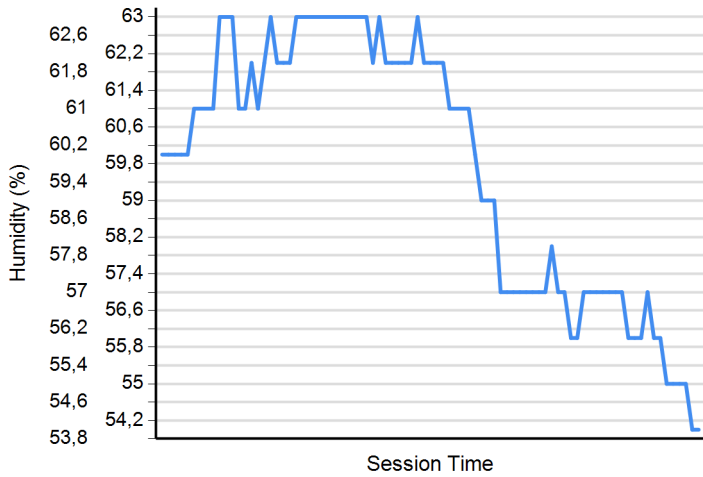
Air Temperature



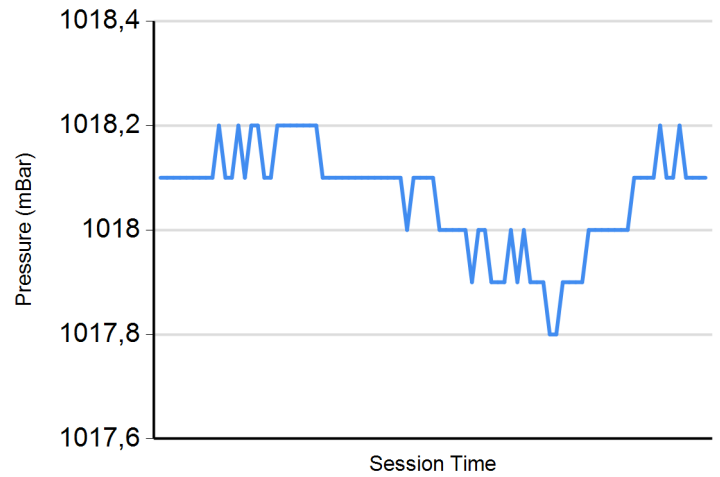
Track Temperature



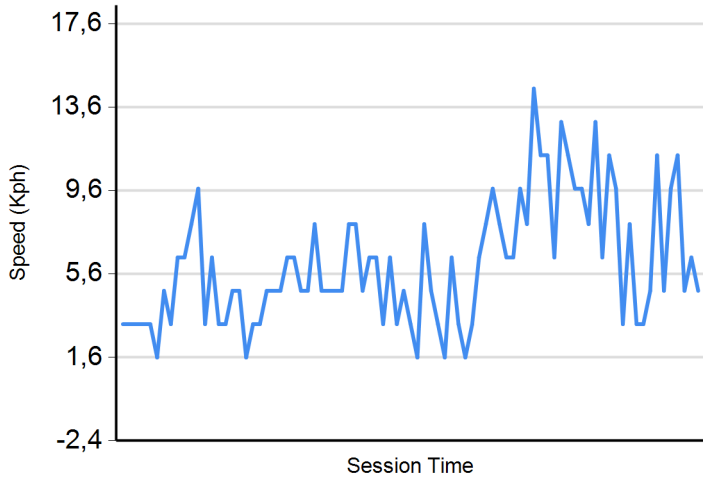
Humidity



Pressure



Wind Speed



Wind direction

North = 0°/360° Est = 90° South = 180° West = 270°

