

**Final Classification** LOG NR 87 **Result List**

Stewards / Race Management		Weather Start/Finish		Track Information	
STEWARD	Joost Demeestere	AIR	28.7°C	GREEN FLAG	14:58:15
STEWARD	George Andreev	TRACK	37.6°C	CHEQUERED FLAG	15:59:15
STEWARD	Marcello Ferrari	CONDITIONS	Dry	SAFETY CAR PHASE	1
RACE DIRECTOR	Alain Adam	PRESSURE	1012 hPa	FULL COURSE YELLOW PHASE	1
CLERK OF THE COURSE	Fabrizio Fondacci	AIR	29.0°C	TRACK NAME	Misano World Circuit
TECHNICAL DELEGATE	Alain Marquet	TRACK	33.0°C	TRACK LENGTH	4226m
CHIEF TIMEKEEPER	Steffen Ruhl	CONDITIONS	Dry	TURN COUNT	16
		PRESSURE	1012 hPa	TOTAL DISTANCE	152.13km
				FASTEST LAP:	#32. VAN - 1:32.667

STARTED: 19 CLASSIFIED: 19 NOT CLASSIFIED: 0 DISQUALIFIED: 0

Nr. Drivers	Team	Laps	Total Time	Gap	Kph	Lap	Time	Kph
Cl. Car	Entrant							
1 32 C.Weerts/D.Vanthoor Audi R8 LMS GT3	Belgian Audi Club Team WRT Team WRT	36	1:01:00.768		149.5	19	1:32.667	164.1
2 25 A.Rougier/C.Haase Audi R8 LMS GT3	Sainteloc Racing Sainteloc Junior Team	36	1:01:01.480	0.712	149.5	24	1:32.887	163.7
3 55 T.Mosca/M.Drudi Audi R8 LMS GT3	Attempto Racing Attempto Racing	36	1:01:02.110	1.342	149.4	19	1:32.771	163.9
4 4 L.Stolz/M.Engel Mercedes-AMG GT3	HRT HRT	36	1:01:03.478	2.710	149.5	18	1:33.178	163.2
5 31 R.Tomita/K.van der Linde Audi R8 LMS GT3	Belgian Audi Club Team WRT Team WRT	36	1:01:03.839	3.071	149.5	24	1:33.268	163.1
6 88 T.Boguslavskiy/R.Marciello Mercedes-AMG GT3	AKKA ASP Team AKKA ASP	36	1:01:04.436	3.668	149.5	18	1:32.851	163.8
7 14 M.Grenier/N.Siedler Lamborghini Huracan GT3 Evo	Emil Frey Racing Emil Frey Racing	36	1:01:06.393	5.625	149.3	20	1:33.390	162.9
8 163 G.Altoe/A.Costa Lamborghini Huracan GT3 Evo	Emil Frey Racing Emil Frey Racing	36	1:01:06.817	6.049	149.3	21	1:33.090	163.4
9 90 A.Jefferies/E.Perez Compagnon Silver Mercedes-AMG GT3	Madpanda Motorsport Madpanda Motorsport	36	1:01:10.286	9.518	149.3	21	1:33.677	162.4
10 33 J.Owega/H.Owega Silver Audi R8 LMS GT3	Belgian Audi Club Team WRT Team WRT	36	1:01:10.851	10.083	149.2	22	1:33.837	162.1
11 93 C.Froggatt/E.Cheever PAM Ferrari 488 GT3	SKY - Tempesta Racing SKY - Tempesta Racing	36	1:01:11.510	10.742	149.2	22	1:33.582	162.5
12 20 V.Pierburg/D.Baumann PAM Mercedes-AMG GT3	SPS Automotive Performance SPS Automotive Performance	36	1:01:12.138	11.370	149.3	20	1:33.157	163.3
13 52 L.Machiels/A.Bertolini PAM Ferrari 488 GT3	AF Corse AF Corse	36	1:01:15.398	14.630	149.1	19	1:34.125	161.6
14 26 S.Palette/S.Gachet Silver Audi R8 LMS GT3	Sainteloc Racing Sainteloc Junior Team	36	1:01:15.915	15.147	149.0	24	1:33.271	163.1
15 108 P.Jean/H.Chevalier Silver Bentley Continental GT3	CMR CHAB Evolution	36	1:01:37.639	36.871	149.4	19	1:33.661	162.4
16 66 N.Schöll/F.Vervisch Audi R8 LMS GT3	Attempto Racing Attempto Racing	36	1:01:38.445	37.677	149.4	21	1:33.234	163.1
17 18 L.Mowle/P.Keen PAM Mercedes-AMG GT3	ERC Sport ERC Sport	35	1:01:14.310	1 LAP	145.2	28	1:34.706	160.6
18 107 J.Gounon/N.Panciatici Bentley Continental GT3	CMR CHAB Evolution	29	46:30.903	7LAPS	158.4	21	1:33.257	163.1
19 15 T.Neubauer/A.Panis Silver Lexus RCF GT3	Tech 1 Racing Tech 1 Racing	29	46:32.404	7LAPS	158.0	21	1:33.490	162.7

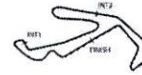
Fastest lap of the race. Car 32 driver Dries Vanthoor on lap 19. Time 1:32.667, average speed 164.1 km/h.

Following stewards decision no. 17 drive trough penalty converted into a time penalty of 30 seconds for car no. 108

Following stewards decision no. 19 drive trough penalty converted into a time penalty of 40 seconds for car no. 66










**Final Classification**

**Result List**

Nr. Drivers	Team	Laps	Total Time	Gap	Kph	Lap	Time	Kph
Cl. Car	Entrant							

Steward: Joost Demeestere 	Steward: George Andreev 	Steward: Marcello Ferrari 
--	---	--

ver: 3.0

[www.gt-world-challenge-europe.com](http://www.gt-world-challenge-europe.com)

Page 2/ 2 printed: 9.8.2020 17:39

